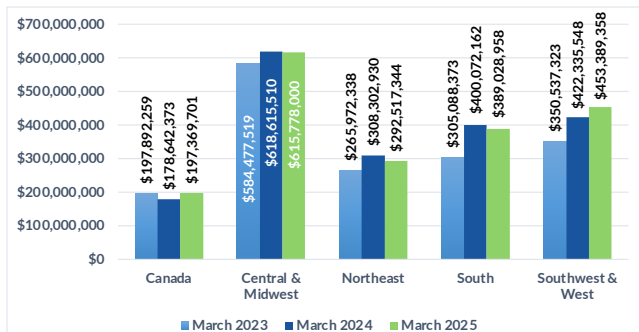




Domestic Customers who each have a balance under \$1.5 million (41,132 Customers)  
**Total Due Domestic March 2025: \$1,948,083,361**

## 1 TOTAL RECEIVABLE DOLLARS BY REGION

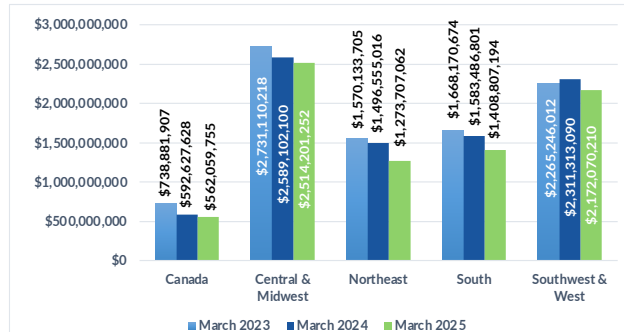
Receivable balances accumulated for each region to show YoY data for March



Domestic Customers who each have a balance over \$1.5 million (3,440 Customers)  
**Total Due Domestic March 2025: \$7,930,845,473**

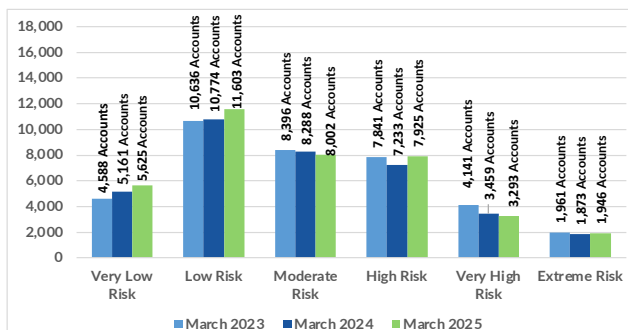
## 1 TOTAL RECEIVABLE DOLLARS BY REGION

Receivable balances accumulated for each region to show YoY data for March



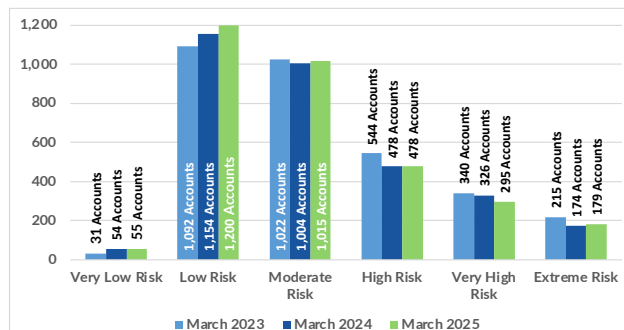
## 2 PROJECTED PAYMENT RISK

# of Accts scored in each ABC-NET30SCORE (Speed of Payment) Risk Category Comparing March 2023, 2024, and 2025



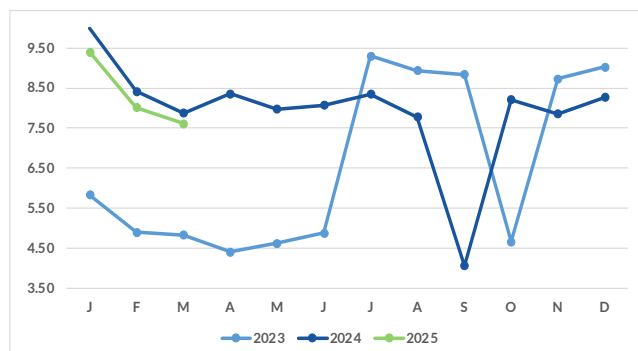
## 2 PROJECTED PAYMENT RISK

# of Accts scored in each ABC-NET30SCORE (Speed of Payment) Risk Category Comparing March 2023, 2024, and 2025



## 3 AVERAGE DAYS SLOW BY MONTH

Receivable balances accumulated by each aging bucket, weighed by its average age and divided by the total receivables



## 3 AVERAGE DAYS SLOW BY MONTH

Receivable balances accumulated by each aging bucket, weighed by its average age and divided by the total receivables.

