

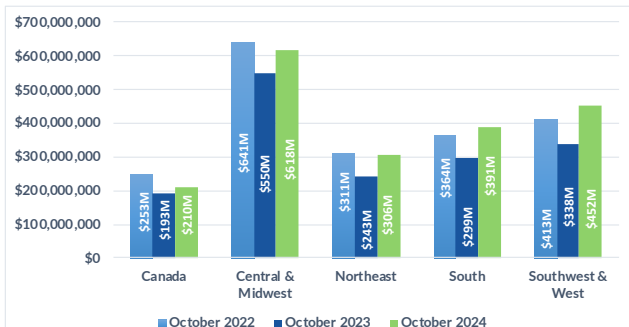


Domestic Customers who each have a balance under \$1.5 million (43,159 Customers)

Total Due Domestic October 2024: \$1,976M

1 TOTAL RECEIVABLE DOLLARS BY REGION

Receivable balances accumulated for each region to show YoY data for October

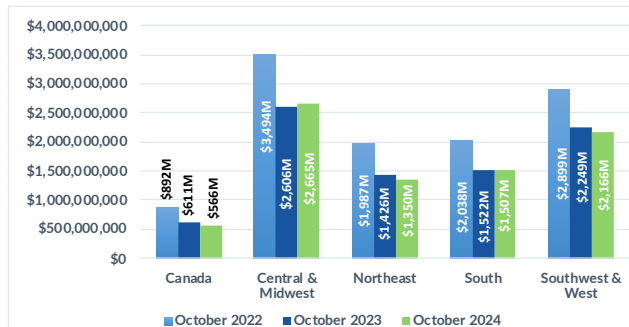


Domestic Customers who each have a balance over \$1.5 million (2,578 Customers)

Total Due Domestic October 2024: \$8,254M

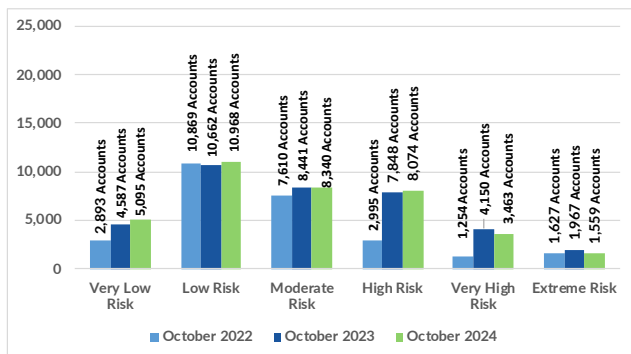
1 TOTAL RECEIVABLE DOLLARS BY REGION

Receivable balances accumulated for each region to show YoY data for October



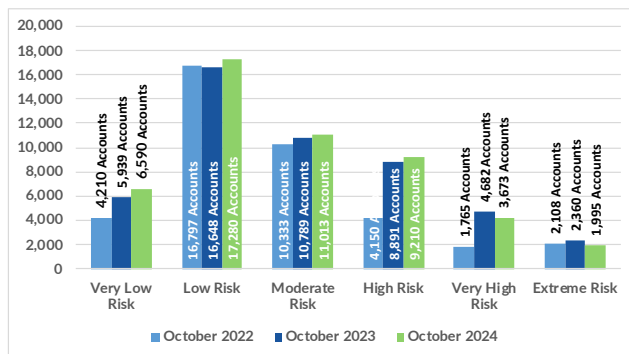
2 PROJECTED PAYMENT RISK

of Accts scored in each ABC-NET30SCORE (Speed of Payment) Risk Category Comparing October 2022, 2023, and 2024



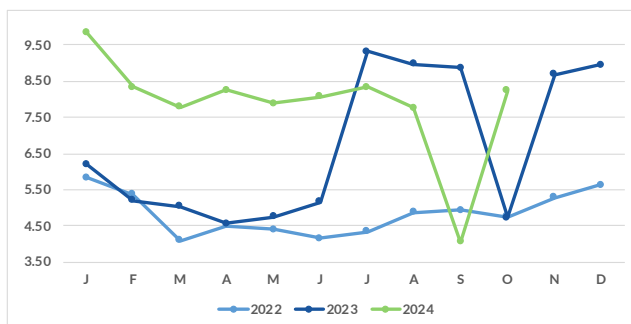
2 PROJECTED PAYMENT RISK

of Accts scored in each ABC-NET30SCORE (Speed of Payment) Risk Category Comparing October 2022, 2023, and 2024



3 AVERAGE DAYS SLOW BY MONTH

Receivable balances accumulated by each aging bucket, weighed by its average age and divided by the total receivables



3 AVERAGE DAYS SLOW BY MONTH

Receivable balances accumulated by each aging bucket, weighed by its average age and divided by the total receivables

