



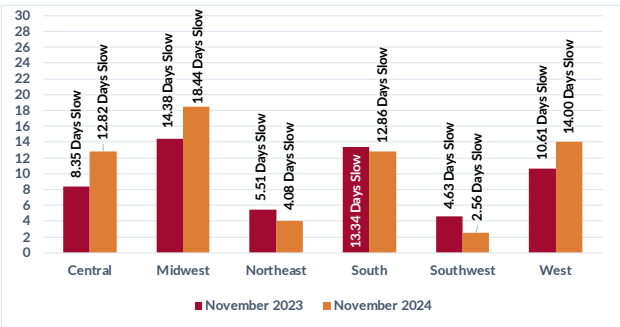
USA DATA ON TOP 100 INDEPENDENT RETAILERS

Credit Balances are offset for Adjusted Receivable Balances.

Individual chart data is based on 55 accounts.

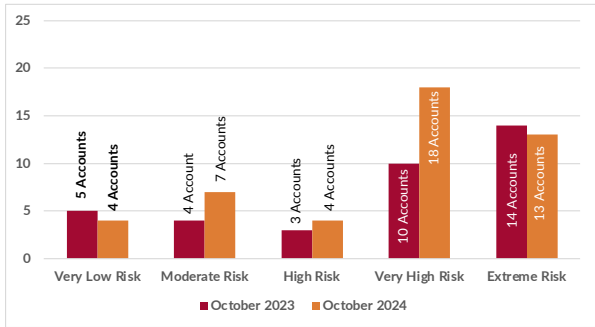
1 DOLLAR WEIGHTED DAYS SLOW BY REGION

Receivable balances accumulated by each aging bucket, weighed by its average age and divided by the total receivables.



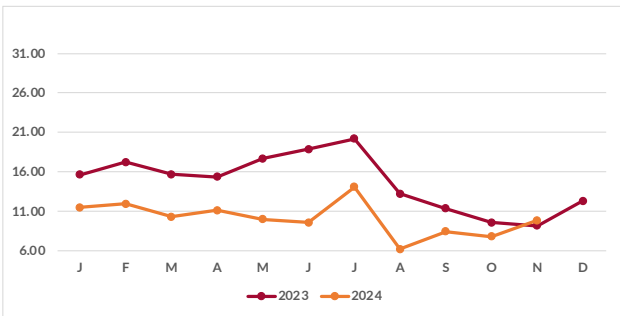
2 NUMBER OF ACCOUNTS BY RISK CATEGORY

Number of accounts scored in each risk category comparing November 2023 and November 2024.



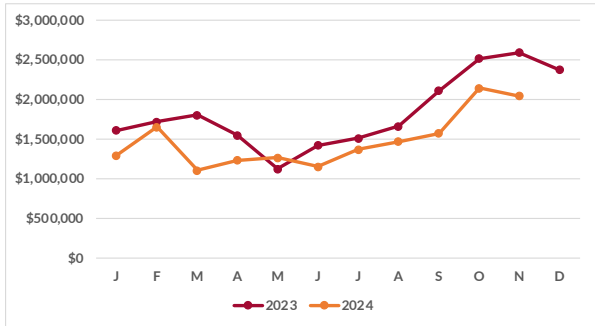
3 AVERAGE DAYS SLOW BY MONTH

Receivable balances accumulated by each aging bucket, weighed by its average age and divided by the total.



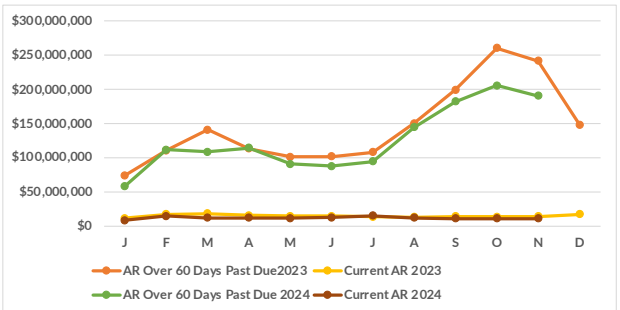
4 AVERAGE RECEIVABLES BY MONTH

Monthly receivables balances divided by the number of accounts that had receivables balances in that month.



5 KEY YEARLY RECEIVABLE TRENDS

Trend of Current Receivables Compared to Trend 60 Days



6 TOTAL DOLLARS DUE BY REGION

Receivable balances accumulated for each region to show YOY data for November.

