

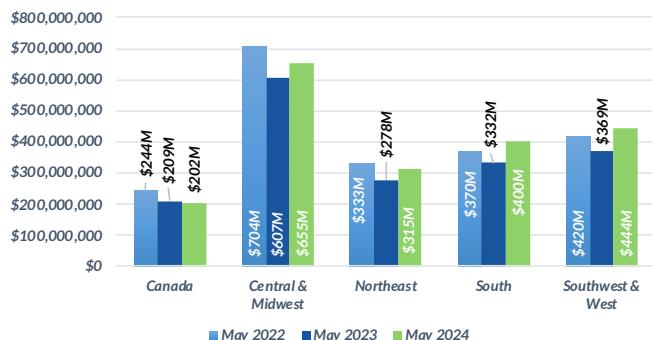


Domestic Customers who each have a balance under \$1.5 million (38,083 Customers)

**Total Due Domestic May 2024: \$2,017M**

## 1 TOTAL RECEIVABLE DOLLARS BY REGION

Receivable balances accumulated for each region to show YoY data for May.

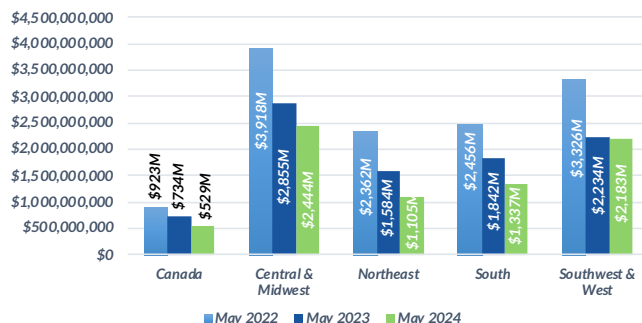


Domestic Customers who each have a balance over \$1.5 million (3,229 Customers)

**Total Due Domestic May 2024: \$7,559M**

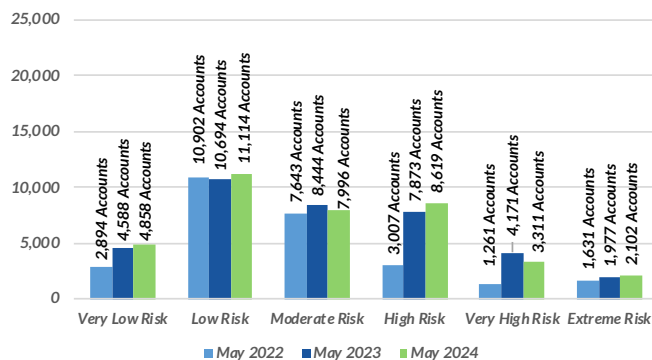
## 1 TOTAL RECEIVABLE DOLLARS BY REGION

Receivable balances accumulated for each region to show YoY data for May.



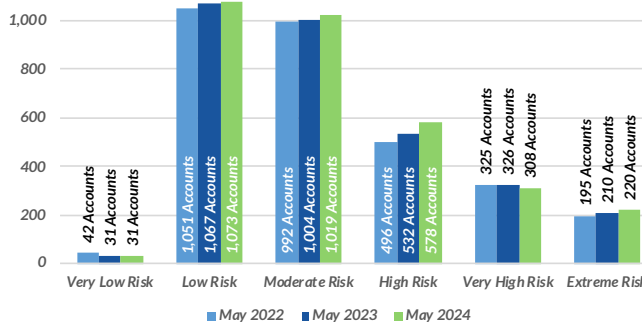
## 2 PROJECTED PAYMENT RISK

# of Accts scored in each ABC-NET30SCORE (Speed Of Payment) Risk Category Comparing May 2022, 2023, 2024



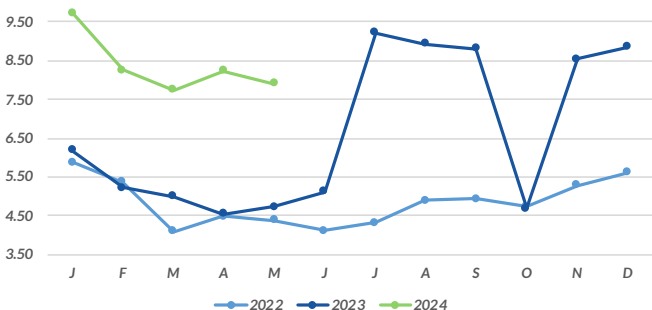
## 2 PROJECTED PAYMENT RISK

# of Accts scored in each ABC-NET30SCORE (Speed Of Payment) Risk Category Comparing May 2022, 2023, 2024



## 3 AVERAGE DAYS SLOW BY MONTH

Receivable balances accumulated by each aging bucket, weighed by it's average age and divided by the total receivables.



## 3 AVERAGE DAYS SLOW BY MONTH

Receivable balances accumulated by each aging bucket, weighed by it's average age and divided by the total receivables.

