

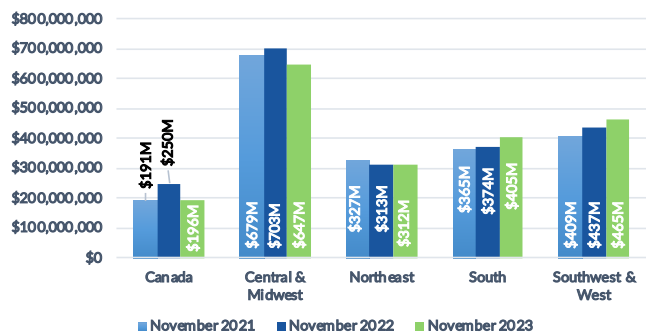


Domestic Customers who each have a balance under \$1.5 million (43,397 Customers)

Total Due Domestic November 2023: \$2,025M

1 TOTAL RECEIVABLE DOLLARS BY REGION

Receivable balances accumulated for each region to show YoY data for November.

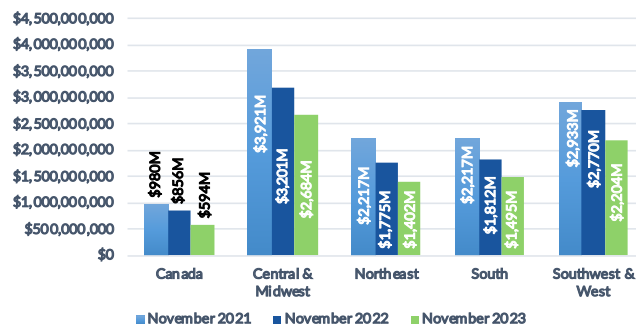


Domestic Customers who each have a balance over \$1.5 million (3,451 Customers)

Total Due Domestic November 2023: \$8,378M

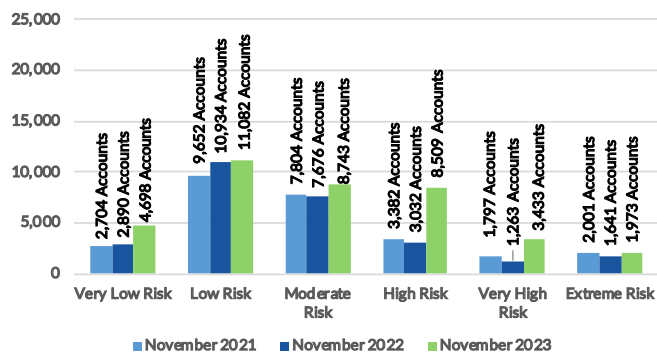
1 TOTAL RECEIVABLE DOLLARS BY REGION

Receivable balances accumulated for each region to show YoY data for November.



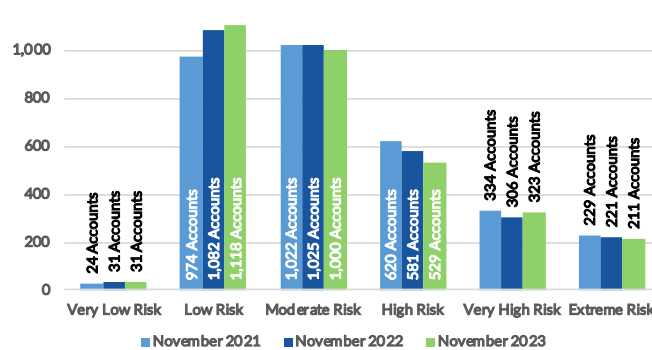
2 PROJECTED PAYMENT RISK

of Accts scored in each ABC-NET30SCORE (Speed Of Payment) Risk Category Comparing November 2021, 2022, 2023



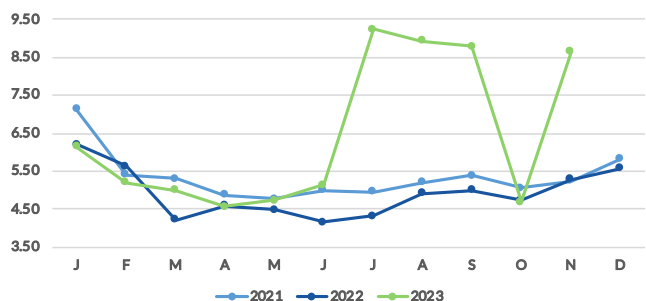
2 PROJECTED PAYMENT RISK

of Accts scored in each ABC-NET30SCORE (Speed Of Payment) Risk Category Comparing November 2021, 2022, 2023



3 AVERAGE DAYS SLOW BY MONTH

Receivable balances accumulated by each aging bucket, weighed by it's average age and divided by the total receivables.



3 AVERAGE DAYS SLOW BY MONTH

Receivable balances accumulated by each aging bucket, weighed by it's average age and divided by the total receivables.

