

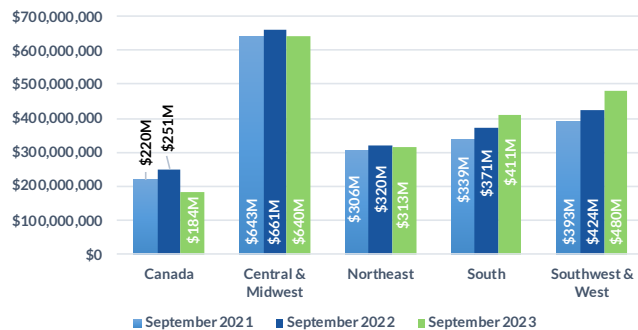
NCCA BY THE NUMBERS | SEPTEMBER '21-'23



Domestic Customers who each have a balance under \$1.5 million (38,675 Customers)
Total Due Domestic September 2023: \$2,028M

1 TOTAL RECEIVABLE DOLLARS BY REGION

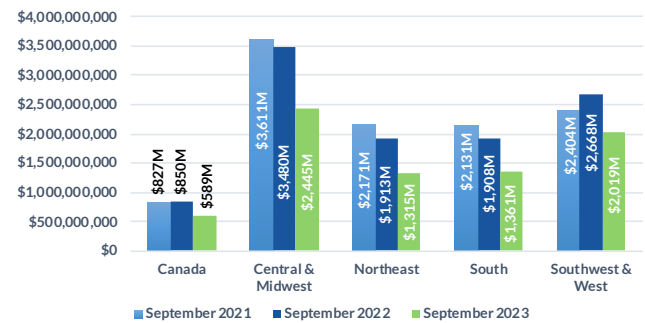
Receivable balances accumulated for each region to show YoY data for September.



Domestic Customers who each have a balance over \$1.5 million (3,185 Customers)
Total Due Domestic September 2023: \$7,729M

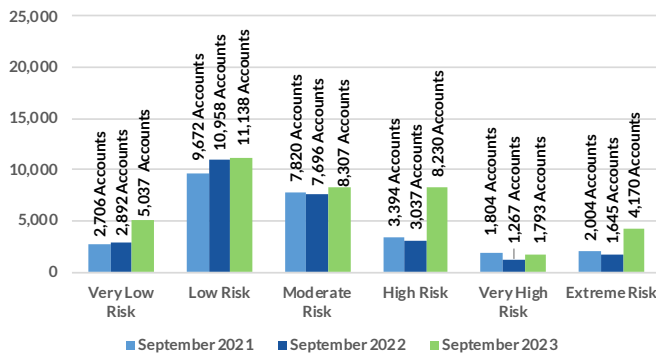
1 TOTAL RECEIVABLE DOLLARS BY REGION

Receivable balances accumulated for each region to show YoY data for September.



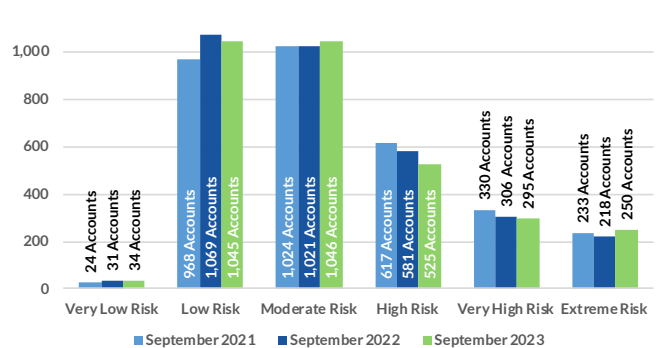
2 PROJECTED PAYMENT RISK

of Accts scored in each ABC-NET30SCORE (Speed Of Payment) Risk Category Comparing September 2021, 2022, 2023



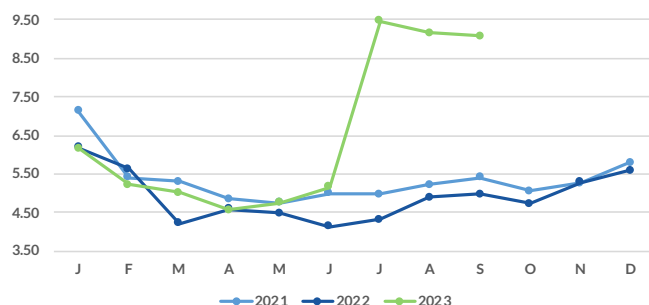
2 PROJECTED PAYMENT RISK

of Accts scored in each ABC-NET30SCORE (Speed Of Payment) Risk Category Comparing September 2021, 2022, 2023



3 AVERAGE DAYS SLOW BY MONTH

Receivable balances accumulated by each aging bucket, weighed by it's average age and divided by the total receivables.



3 AVERAGE DAYS SLOW BY MONTH

Receivable balances accumulated by each aging bucket, weighed by it's average age and divided by the total receivables.

