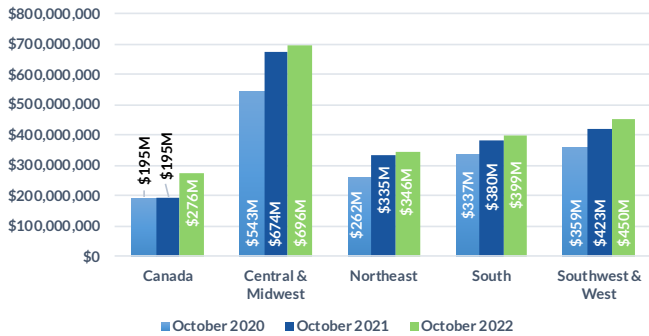




Domestic Customers who each have a balance under \$1.5 million (20,820 Customers)
Total Due Domestic October 2022: \$2,167M

1 TOTAL RECEIVABLE DOLLARS BY REGION

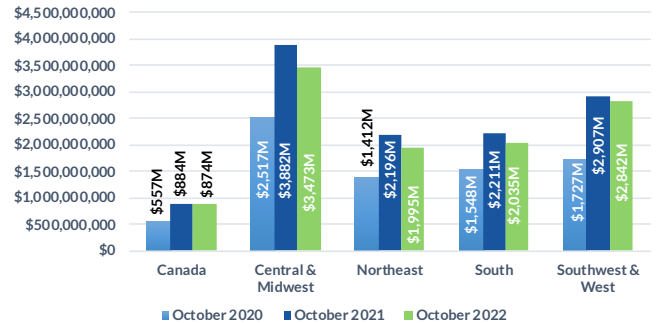
Receivable balances accumulated for each region to show YoY data for August.



Domestic Customers who each have a balance over \$1.5 million (3,123 Customers)
Total Due Domestic October 2022: \$11,180M

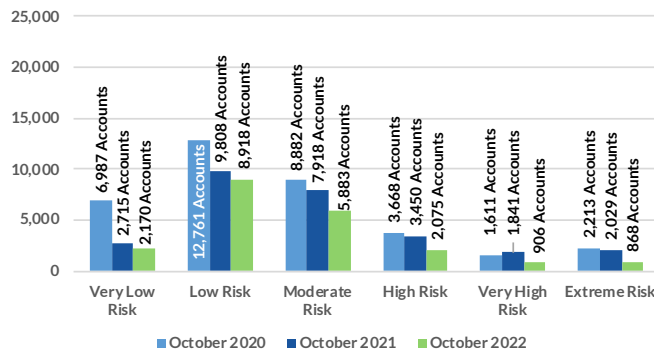
1 TOTAL RECEIVABLE DOLLARS BY REGION

Receivable balances accumulated for each region to show YoY data for August.



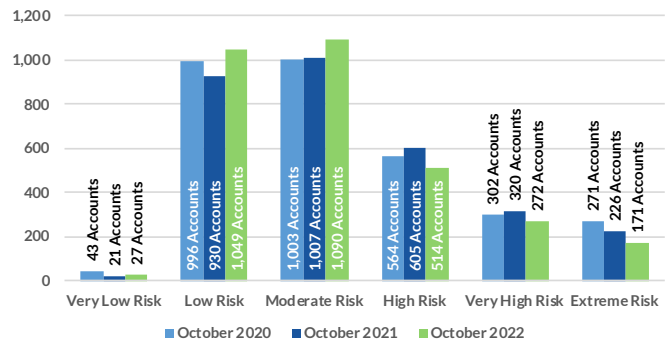
2 PROJECTED PAYMENT RISK

of Accts scored in each ABC-NET30SCORE (Speed Of Payment) Risk Category Comparing March 2019, 2020, 2021



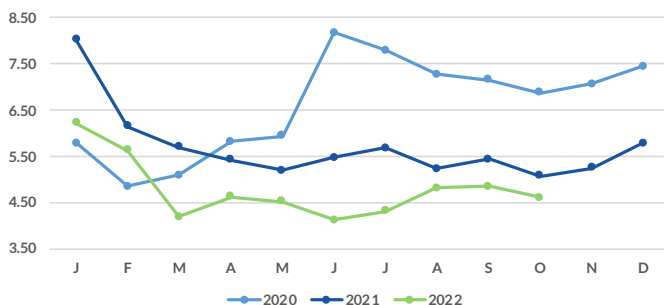
2 PROJECTED PAYMENT RISK

of Accts scored in each ABC-NET30SCORE (Speed Of Payment) Risk Category Comparing March 2019, 2020, 2021



3 AVERAGE DAYS SLOW BY MONTH

Receivable balances accumulated by each aging bucket, weighed by it's average age and divided by the total receivables.



3 AVERAGE DAYS SLOW BY MONTH

Receivable balances accumulated by each aging bucket, weighed by it's average age and divided by the total receivables.

