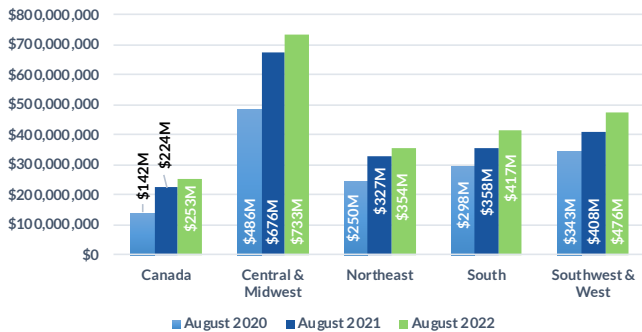




Domestic Customers who each have a balance under \$1.5 million (31,876 Customers)  
**Total Due Domestic August 2022: \$2,234M**

## 1 TOTAL RECEIVABLE DOLLARS BY REGION

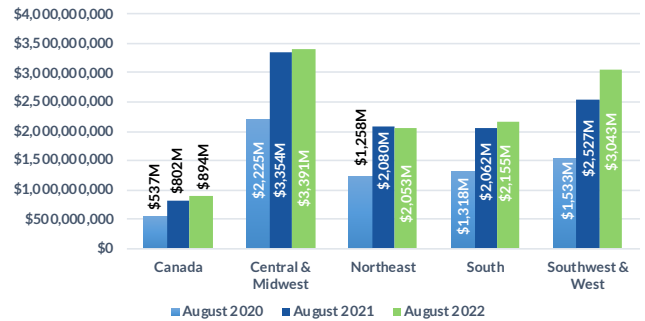
Receivable balances accumulated for each region to show YoY data for August.



Domestic Customers who each have a balance over \$1.5 million (3,306 Customers)  
**Total Due Domestic August 2022: \$11,536M**

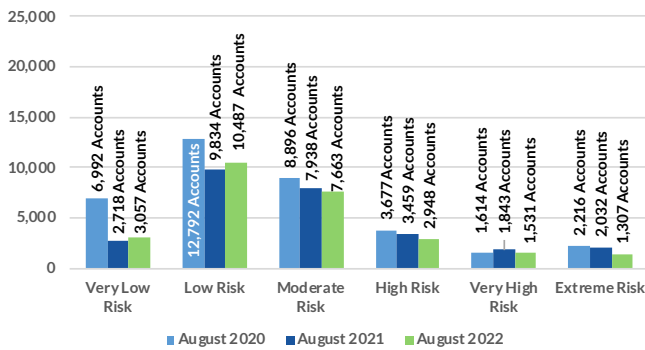
## 1 TOTAL RECEIVABLE DOLLARS BY REGION

Receivable balances accumulated for each region to show YoY data for August.



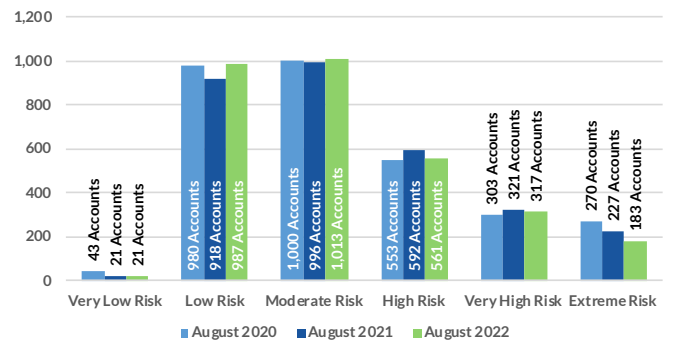
## 2 PROJECTED PAYMENT RISK

# of Accts scored in each ABC-NET30SCORE (Speed Of Payment) Risk Category Comparing March 2019, 2020, 2021



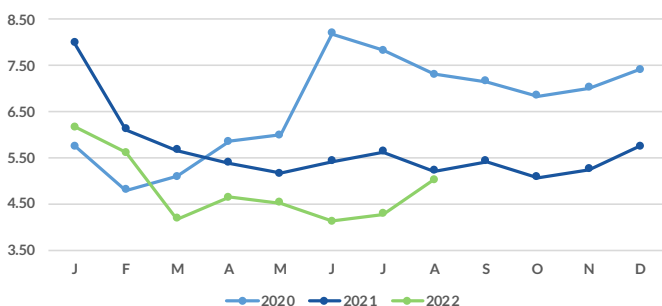
## 2 PROJECTED PAYMENT RISK

# of Accts scored in each ABC-NET30SCORE (Speed Of Payment) Risk Category Comparing March 2019, 2020, 2021



## 3 AVERAGE DAYS SLOW BY MONTH

Receivable balances accumulated by each aging bucket, weighed by it's average age and divided by the total receivables.



## 3 AVERAGE DAYS SLOW BY MONTH

Receivable balances accumulated by each aging bucket, weighed by it's average age and divided by the total receivables.

