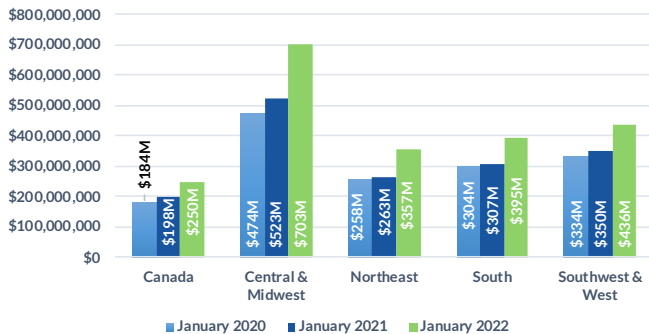




Domestic Customers who each have a balance under \$1.5 million (28,417 Customers)
Total Due Domestic January 2022: \$2,141M

1 TOTAL RECEIVABLE DOLLARS BY REGION

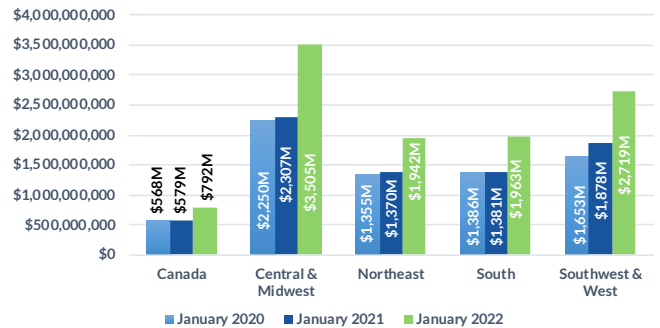
Receivable balances accumulated for each region to show YoY data for July.



Domestic Customers who each have a balance over \$1.5 million (2,962 Customers)
Total Due Domestic January 2022: \$10.9M

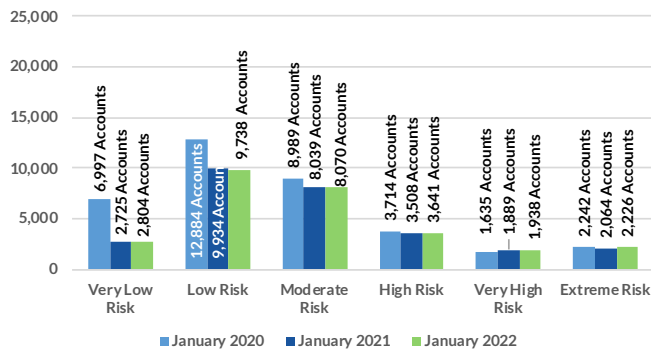
1 TOTAL RECEIVABLE DOLLARS BY REGION

Receivable balances accumulated for each region to show YoY data for July.



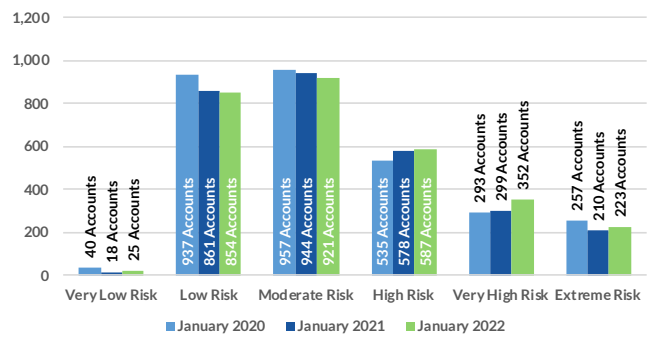
2 PROJECTED PAYMENT RISK

of Accts scored in each ABC-NET30SCORE (Speed Of Payment) Risk Category Comparing July 2019, 2020, 2021



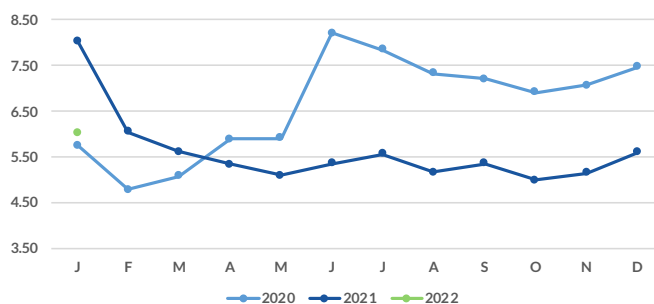
2 PROJECTED PAYMENT RISK

of Accts scored in each ABC-NET30SCORE (Speed Of Payment) Risk Category Comparing July 2019, 2020, 2021



3 AVERAGE DAYS SLOW BY MONTH

Receivable balances accumulated by each aging bucket, weighed by it's average age and divided by the total receivables.



3 AVERAGE DAYS SLOW BY MONTH

Receivable balances accumulated by each aging bucket, weighed by it's average age and divided by the total receivables.

