

NCCA BY THE NUMBERS | OCTOBER '19-'21

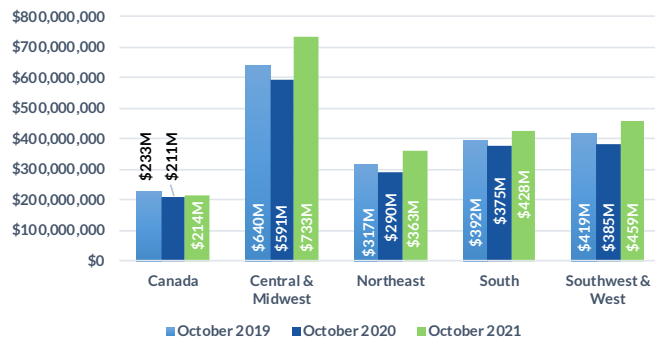


Domestic Customers who each have a balance under \$1.5 million (32,637 Customers)

Total Due Domestic October 2021: \$2,198M

1 TOTAL RECEIVABLE DOLLARS BY REGION

Receivable balances accumulated for each region to show YoY data for October.

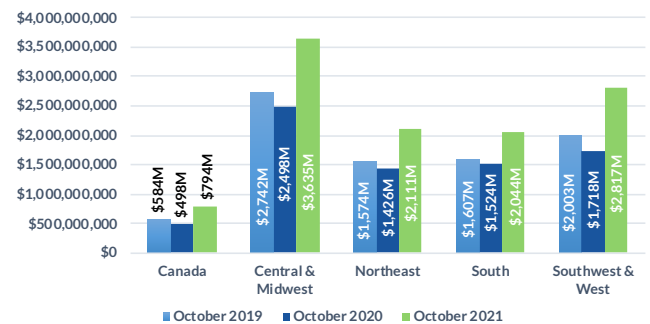


Domestic Customers who each have a balance over \$1.5 million (3,065 Customers)

Total Due Domestic October 2021: \$11,400M

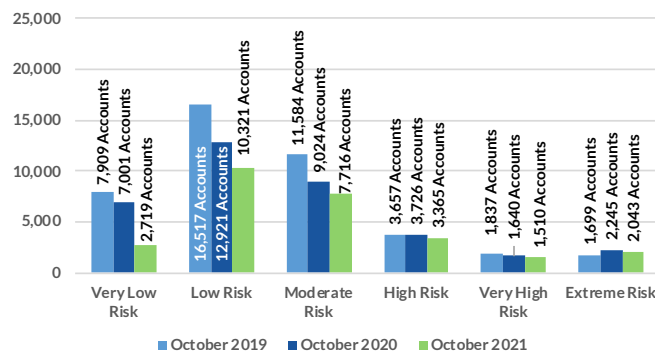
1 TOTAL RECEIVABLE DOLLARS BY REGION

Receivable balances accumulated for each region to show YoY data for October.



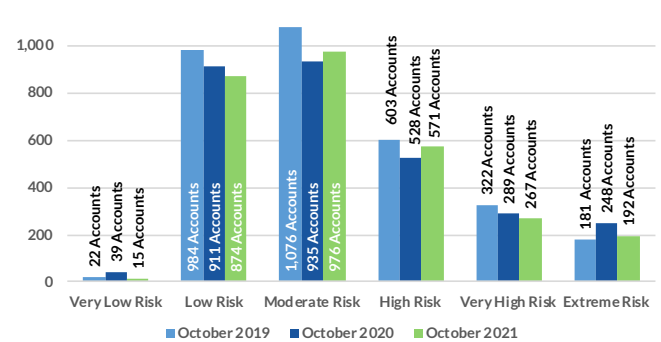
2 PROJECTED PAYMENT RISK

of Accts scored in each ABC-NET30SCORE (Speed Of Payment) Risk Category Comparing October 2019, 2020, 2021



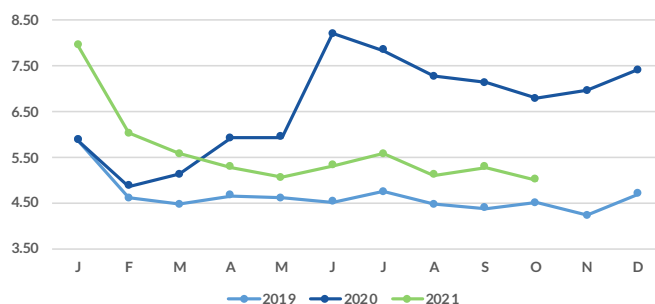
2 PROJECTED PAYMENT RISK

of Accts scored in each ABC-NET30SCORE (Speed Of Payment) Risk Category Comparing October 2019, 2020, 2021



3 AVERAGE DAYS SLOW BY MONTH

Receivable balances accumulated by each aging bucket, weighed by it's average age and divided by the total receivables.



3 AVERAGE DAYS SLOW BY MONTH

Receivable balances accumulated by each aging bucket, weighed by it's average age and divided by the total receivables.

