

NCCA BY THE NUMBERS— September 2018-2020

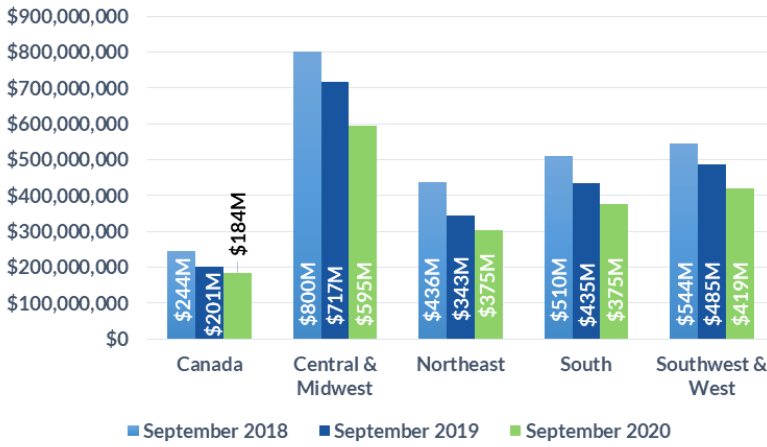


Domestic Customers who each have a balance under \$1.5 million (38,953 Customers)
Total Due Domestic August 2020 \$1,875M

Domestic Customers who each have a balance over \$1.5 million (2,762 Customers)
Total Due Domestic August 2020 \$6,876M

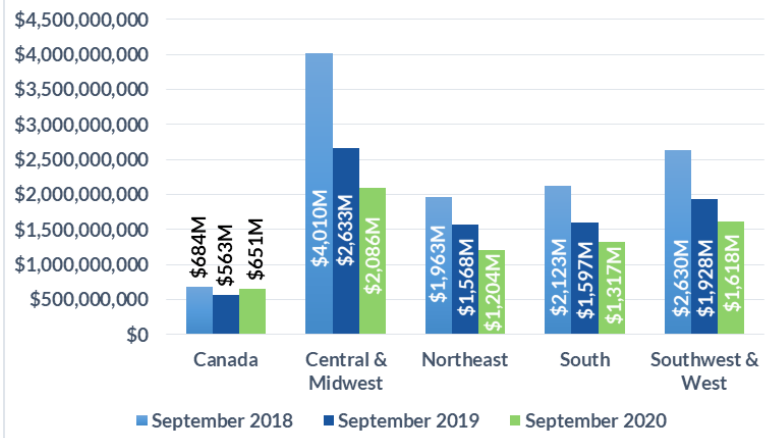
1 TOTAL RECEIVABLE DOLLARS BY REGION

Receivable balances accumulated for each region to show YoY data for August.



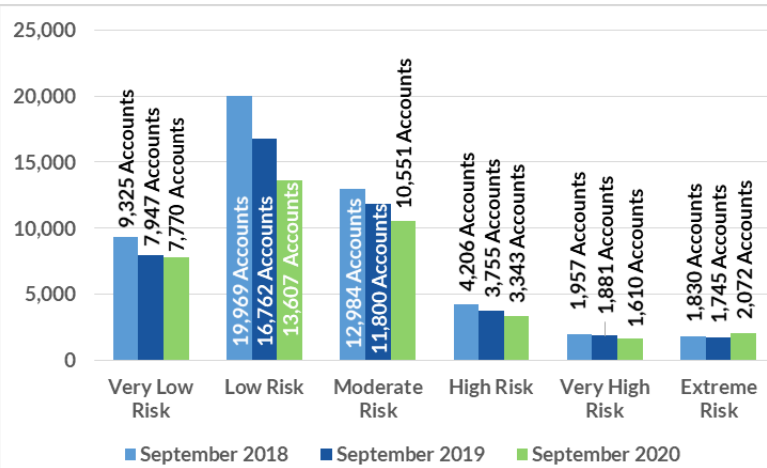
1 TOTAL RECEIVABLE DOLLARS BY REGION

Receivable balances accumulated for each region to show YoY data for August.



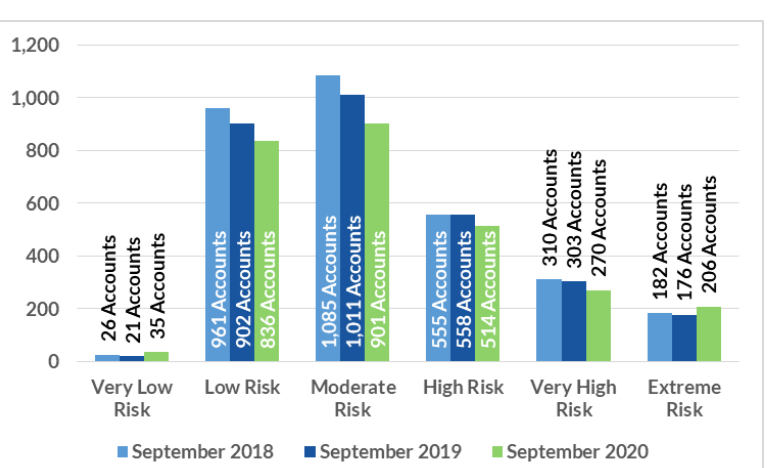
2 PROJECTED PAYMENT RISK

of Accts scored in each ABC-NET30SCORE (Speed Of Payment) Risk Category Comparing August 2018, 2019, and 2020.



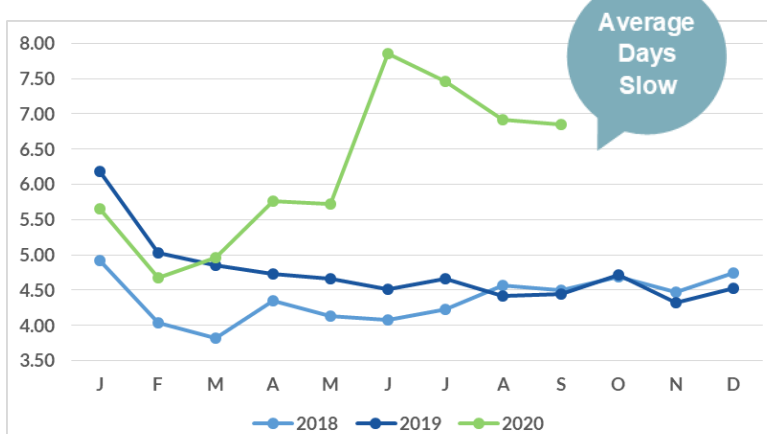
2 PROJECTED PAYMENT RISK

of Accts scored in each ABC-NET30SCORE (Speed Of Payment) Risk Category Comparing August 2018, 2019, and 2020.



3 AVERAGE DAYS SLOW BY MONTH

Receivable balances accumulated by each aging bucket, weighed by its average age and divided by the total receivables.



3 AVERAGE DAYS SLOW BY MONTH

Receivable balances accumulated by each aging bucket, weighed by its average age and divided by the total

