


# NCCA BY THE NUMBERS— October 2018-2020

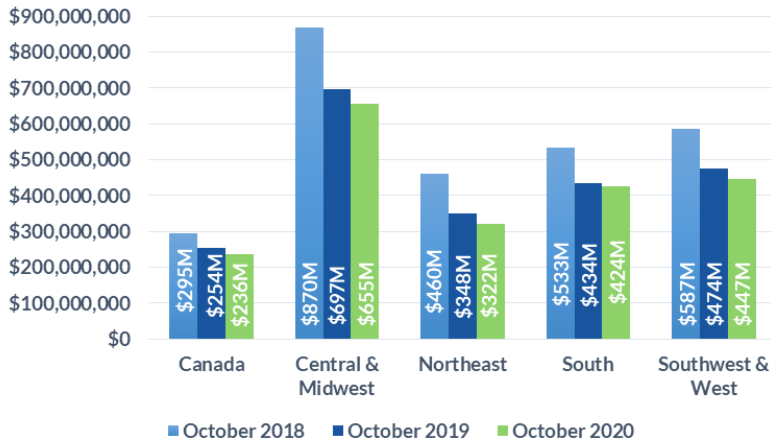


**Domestic Customers who each have a balance under \$1.5 million (49,154 Customers)**  
**Total Due Domestic October 2020 \$2,084M**

**Domestic Customers who each have a balance over \$1.5 million (3,094 Customers)**  
**Total Due Domestic October 2020 \$7,436M**

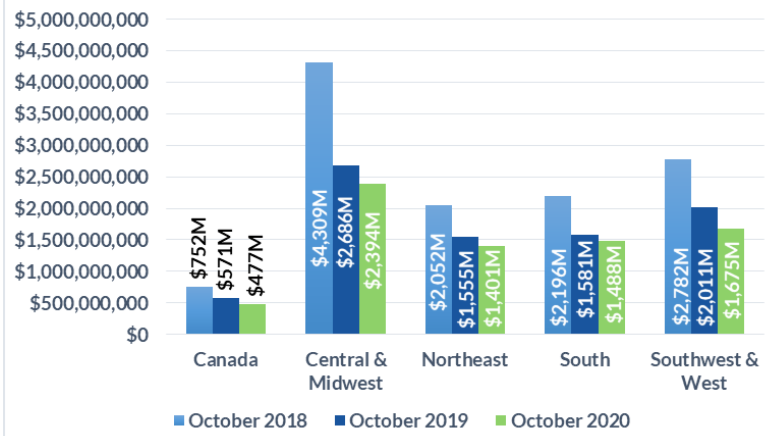
## 1 TOTAL RECEIVABLE DOLLARS BY REGION

Receivable balances accumulated for each region to show YoY data for October.



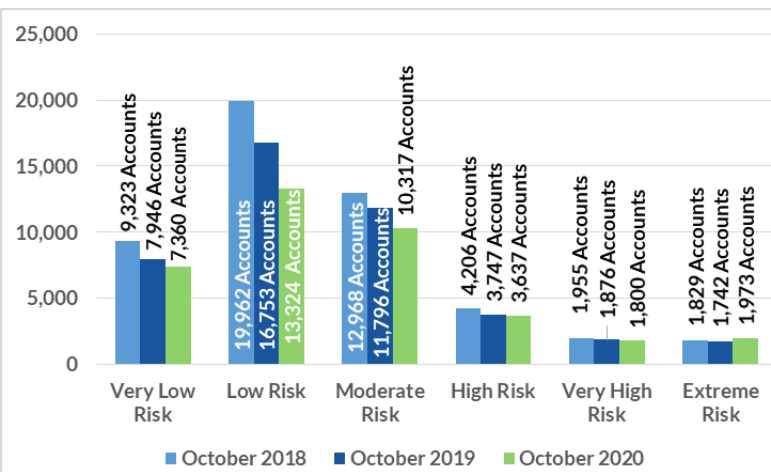
## 1 TOTAL RECEIVABLE DOLLARS BY REGION

Receivable balances accumulated for each region to show YoY data for October.



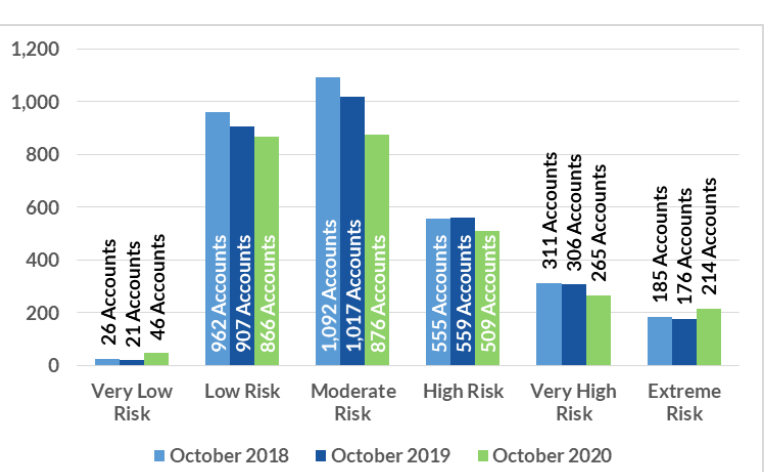
## 2 PROJECTED PAYMENT RISK

# of Accts scored in each ABC-NET30SCORE (Speed Of Payment) Risk Category Comparing October 2018, 2019, and 2020.



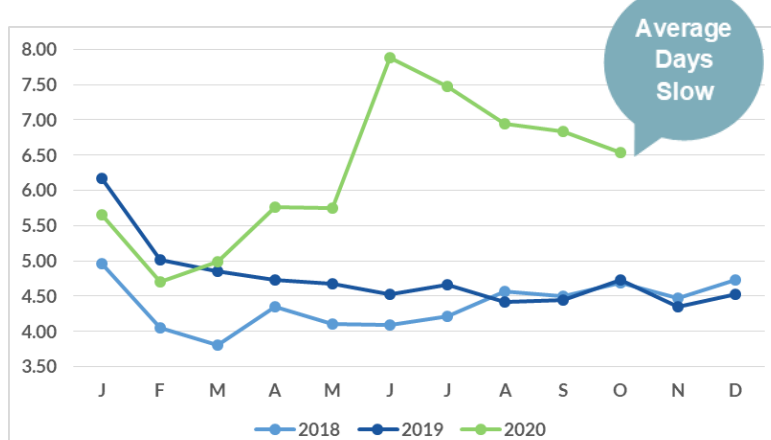
## 2 PROJECTED PAYMENT RISK

# of Accts scored in each ABC-NET30SCORE (Speed Of Payment) Risk Category Comparing October 2018, 2019, and 2020.



## 3 AVERAGE DAYS SLOW BY MONTH

Receivable balances accumulated by each aging bucket, weighed by its average age and divided by the total receivables.



## 3 AVERAGE DAYS SLOW BY MONTH

Receivable balances accumulated by each aging bucket, weighed by its average age and divided by the total.

