


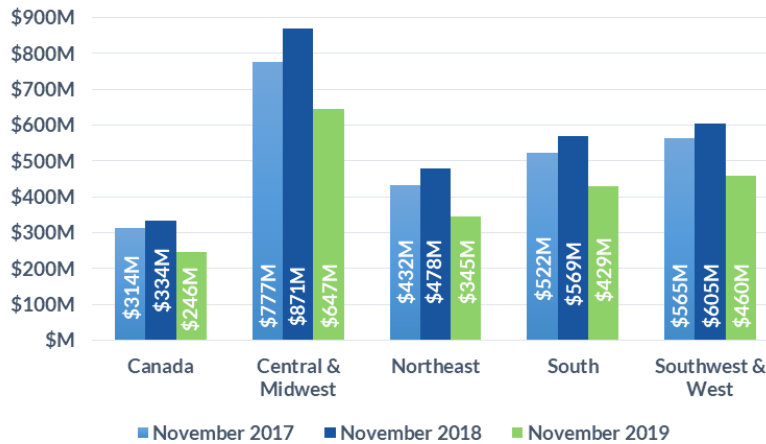
# NCCA BY THE NUMBERS— November 2017-2019



**Domestic Customers who each have a balance under \$1.5 million (53,582 Customers)**  
**Total Due Domestic November 2019 \$2,126M**

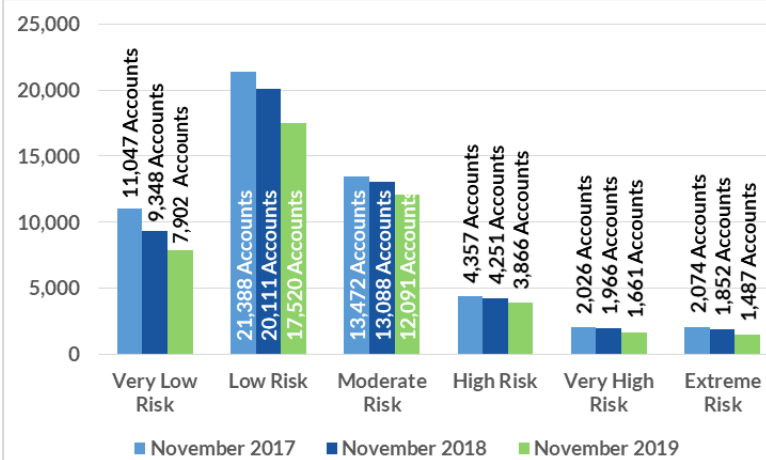
## 1 TOTAL RECEIVABLE DOLLARS BY REGION

Receivable balances accumulated for each region to show YoY data for November.



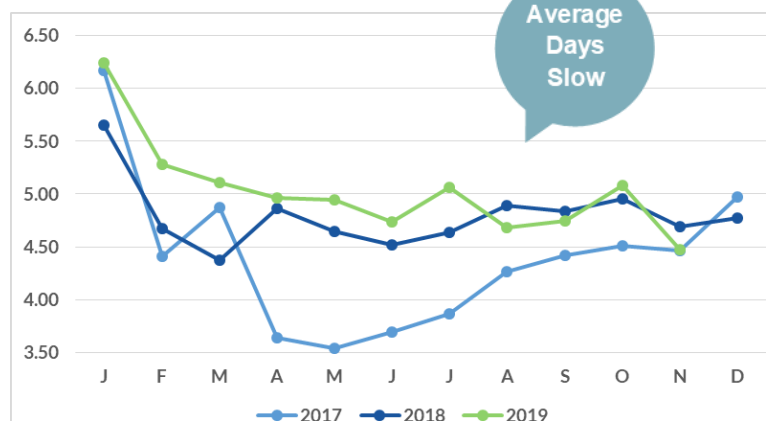
## 2 PROJECTED PAYMENT RISK

# of Accts scored in each ABC-NET30SCORE (Speed Of Payment) Risk Category Comparing November 2017, 2018, and 2019.



## 3 AVERAGE DAYS SLOW BY MONTH

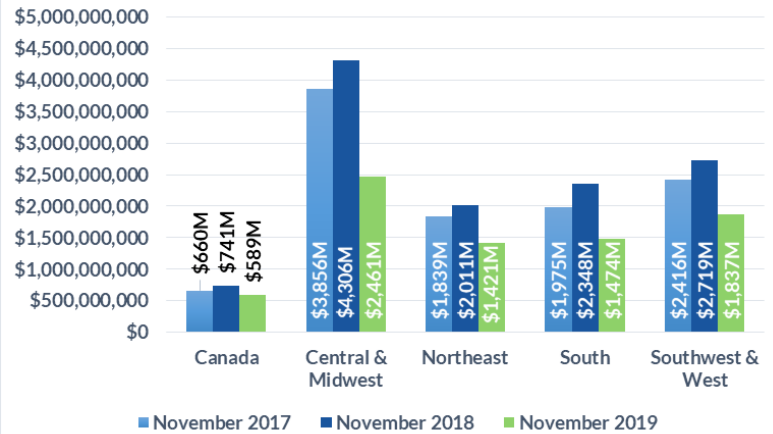
Receivable balances accumulated by each aging bucket, weighed by its average age and divided by the total receivables.



**Domestic Customers who each have a balance over \$1.5 million (3,105 Customers)**  
**Total Due Domestic 2019 \$7,818M**

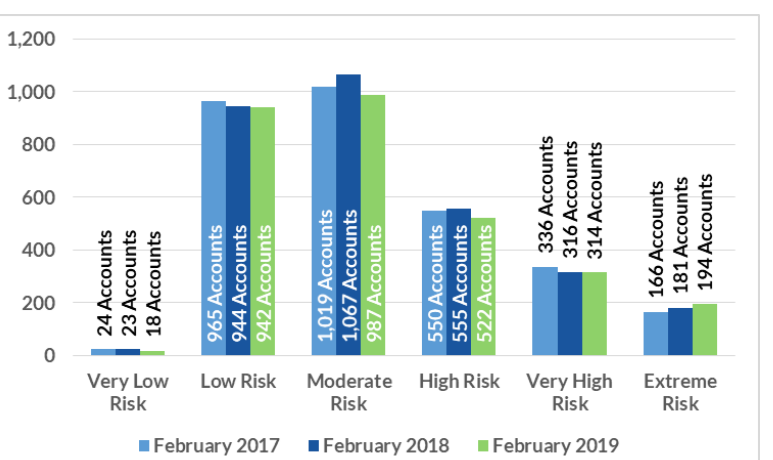
## 1 TOTAL RECEIVABLE DOLLARS BY REGION

Receivable balances accumulated for each region to show YoY data for November.



## 2 PROJECTED PAYMENT RISK

# of Accts scored in each ABC-NET30SCORE (Speed Of Payment) Risk Category Comparing November 2017, 2018, and 2019.



## 3 AVERAGE DAYS SLOW BY MONTH

Receivable balances accumulated by each aging bucket, weighed by its average age and divided by the total receivables.

