

# NCCA BY THE NUMBERS | MAY '18-'20

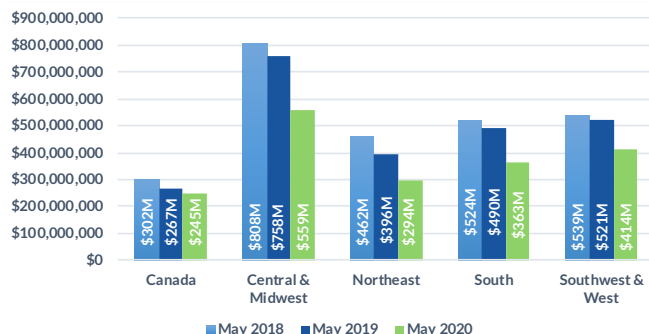


Domestic Customers who each have a balance under \$1.5 million (41,266 Customers)

**Total Due Domestic May 2020: \$1,876M**

## 1 TOTAL RECEIVABLE DOLLARS BY REGION

Receivable balances accumulated for each region to show YoY data for May.

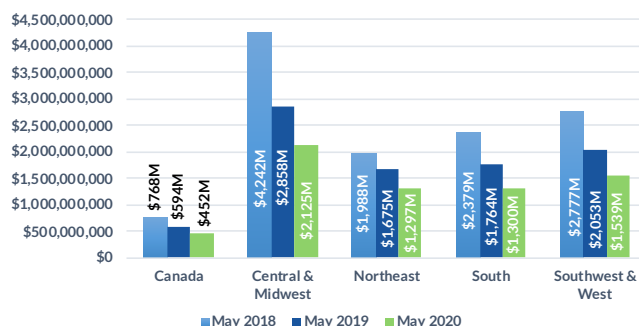


Domestic Customers who each have a balance over \$1.5 million (3,014 Customers)

**Total Due Domestic May 2020: \$6,714M**

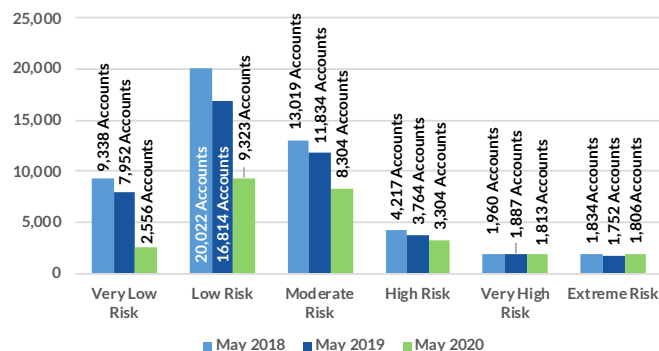
## 1 TOTAL RECEIVABLE DOLLARS BY REGION

Receivable balances accumulated for each region to show YoY data for May.



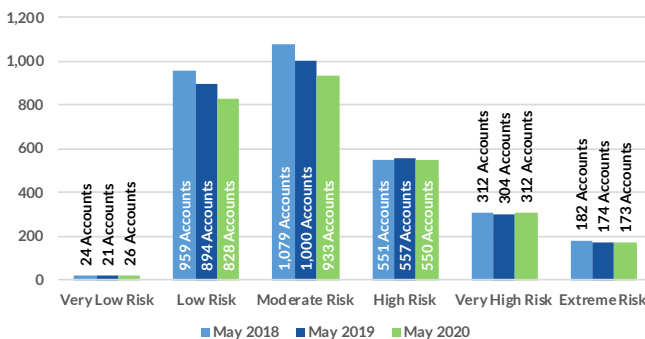
## 2 PROJECTED PAYMENT RISK

# of Accts scored in each ABC-NET30SCORE (Speed Of Payment) Risk Category Comparing May 2018, 2019 and 2020.



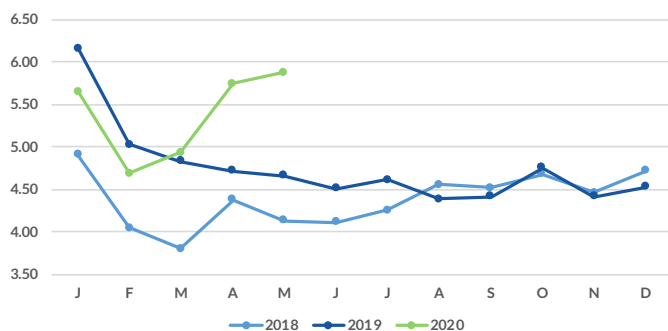
## 2 PROJECTED PAYMENT RISK

# of Accts scored in each ABC-NET30SCORE (Speed Of Payment) Risk Category Comparing May 2018, 2019 and 2020.



## 3 AVERAGE DAYS SLOW BY MONTH

Receivable balances accumulated by each aging bucket, weighed by its average age and divided by the total receivables.



## 3 AVERAGE DAYS SLOW BY MONTH

Receivable balances accumulated by each aging bucket, weighed by its average age and divided by the total receivables.

