


# NCCA BY THE NUMBERS— March 2018-2020

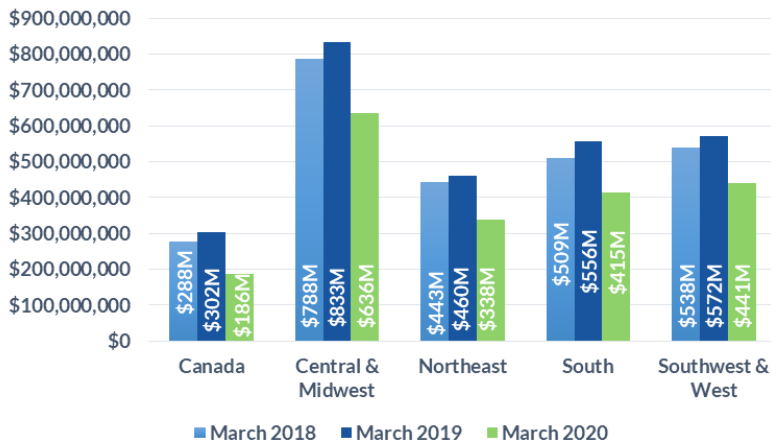


**Domestic Customers who each have a balance under \$1.5 million (49,425 Customers)**  
**Total Due Domestic March 2020 \$2,016M**

**Domestic Customers who each have a balance over \$1.5 million (3,027 Customers)**  
**Total Due Domestic March 2020 \$6,964M**

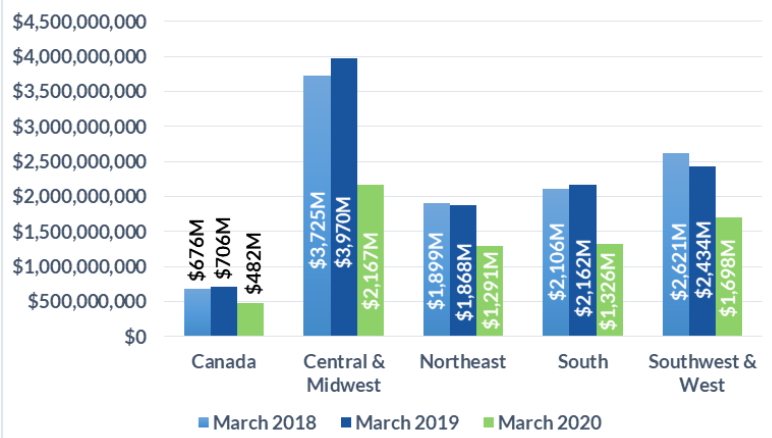
## 1 TOTAL RECEIVABLE DOLLARS BY REGION

Receivable balances accumulated for each region to show YoY data for March.



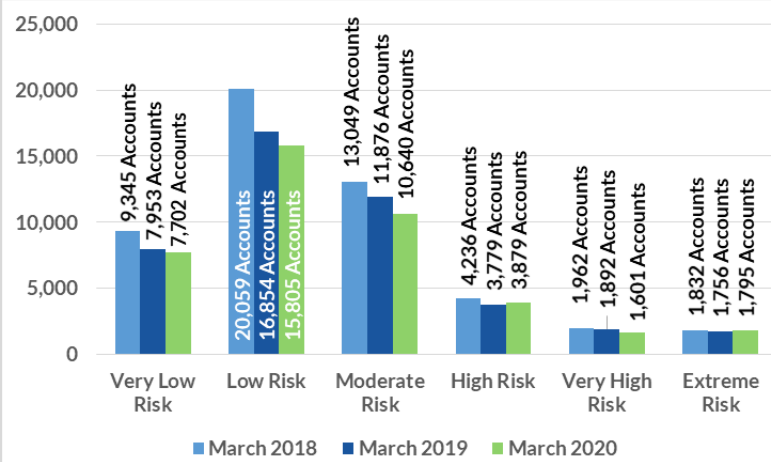
## 1 TOTAL RECEIVABLE DOLLARS BY REGION

Receivable balances accumulated for each region to show YoY data for March.



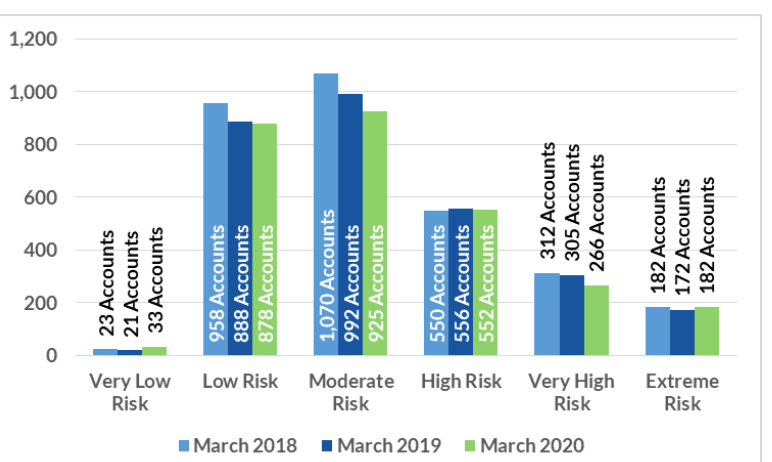
## 2 PROJECTED PAYMENT RISK

# of Accts scored in each ABC-NET30SCORE (Speed Of Payment) Risk Category Comparing March 2018, 2019, and 2020.



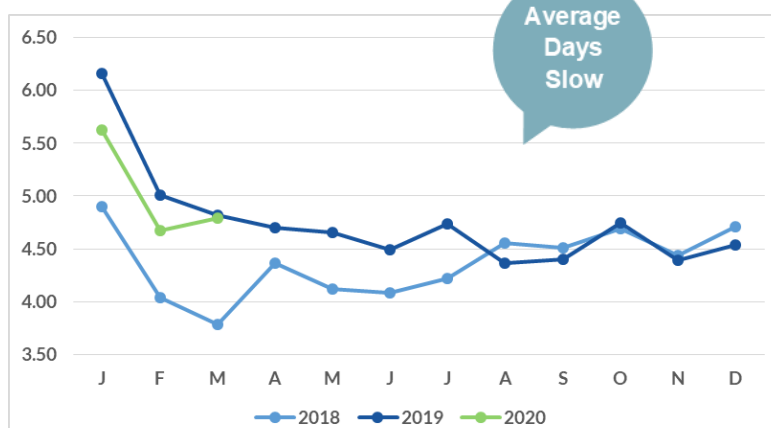
## 2 PROJECTED PAYMENT RISK

# of Accts scored in each ABC-NET30SCORE (Speed Of Payment) Risk Category Comparing March 2018, 2019, and 2020.



## 3 AVERAGE DAYS SLOW BY MONTH

Receivable balances accumulated by each aging bucket, weighed by its average age and divided by the total receivables.



## 3 AVERAGE DAYS SLOW BY MONTH

Receivable balances accumulated by each aging bucket, weighed by its average age and divided by the total receivables.

