


# NCCA BY THE NUMBERS— March 2017-2019

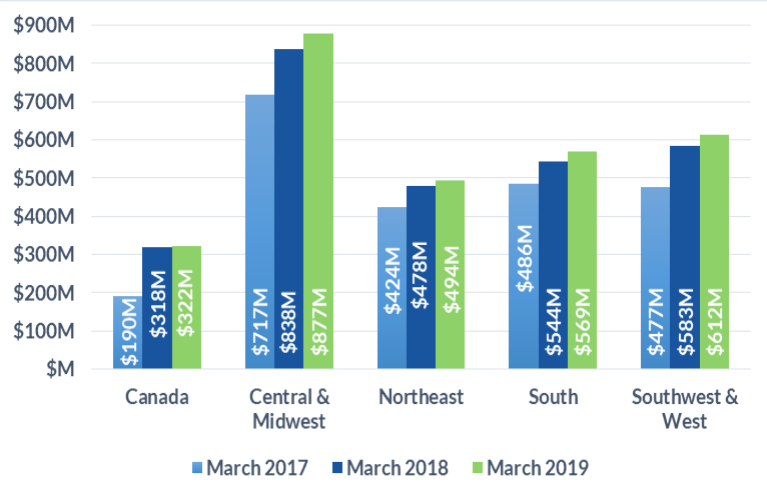


**Domestic Customers who each have a balance under \$1.5 million (65,538 Customers)  
Total Due Domestic March 2019 \$2,874M**

**Domestic Customers who each have a balance over \$1.5 million (3,334 Customers)  
Total Due Domestic March 2019 \$10,771M**

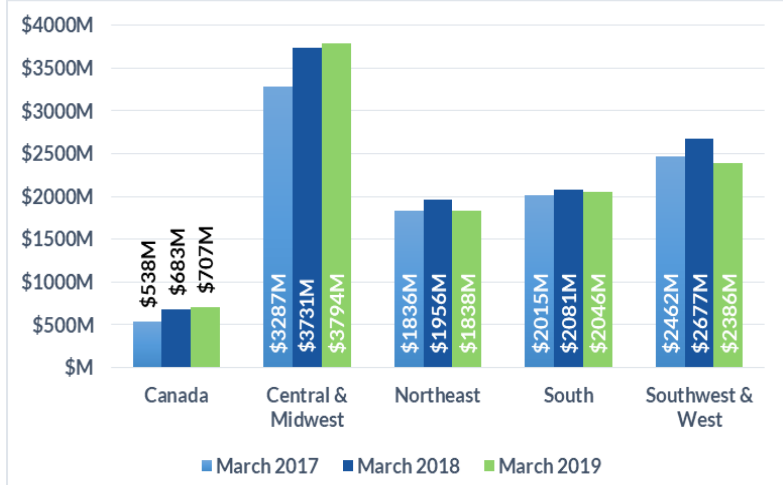
## 1 TOTAL RECEIVABLE DOLLARS BY REGION

Receivable balances accumulated for each region to show YoY data for March.



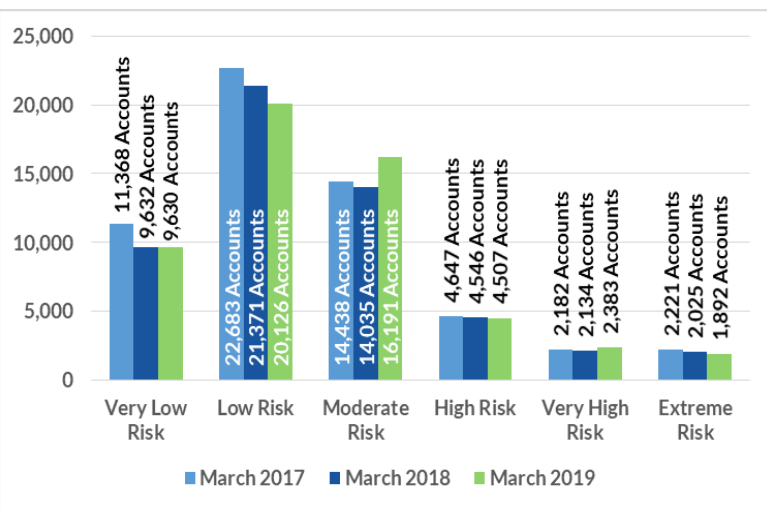
## 1 TOTAL RECEIVABLE DOLLARS BY REGION

Receivable balances accumulated for each region to show YoY data for March.



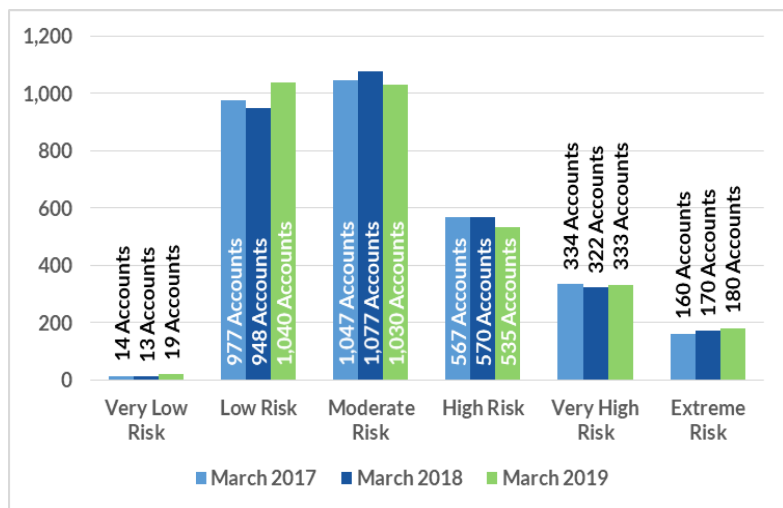
## 2 PROJECTED PAYMENT RISK

# of Accts scored in each ABC-NET30SCORE (Speed Of Payment) Risk Category Comparing March 2017, 2018, and 2019.



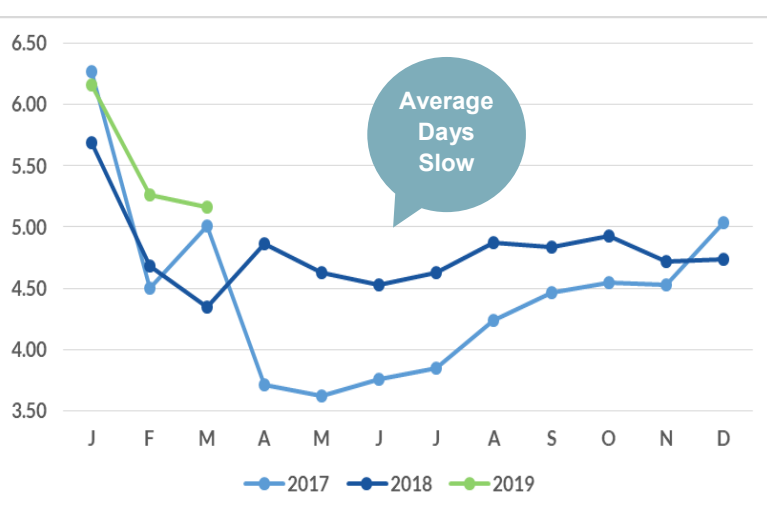
## 2 PROJECTED PAYMENT RISK

# of Accts scored in each ABC-NET30SCORE (Speed Of Payment) Risk Category Comparing March 2017, 2018, and 2019.



## 3 AVERAGE DAYS SLOW BY MONTH

Receivable balances accumulated by each aging bucket, weighed by its average age and divided by the total receivables.



## 3 AVERAGE DAYS SLOW BY MONTH

Receivable balances accumulated by each aging bucket, weighed by its average age and divided by the total receivables.

