NCCA BY THE NUMBERS— August 2017-2019

Domestic Customers who each have a balance under $1.5 million (58,428 Customers)
Total Due Domestic August 2019 $2,489M

Domestic Customers who each have a balance over $1.5 million (2,985 Customers)
Total Due Domestic August 2019 $8,261M

1 TOTAL RECEIVABLE DOLLARS BY REGION

Receivable balances accumulated for each region to show

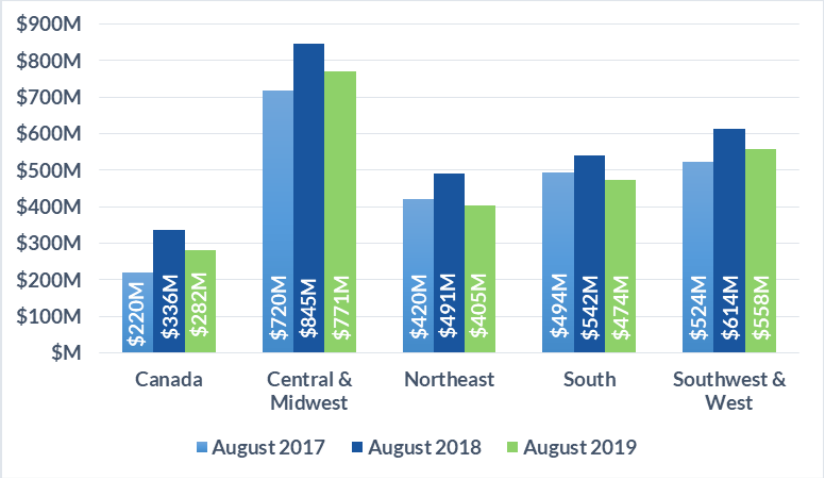

1 TOTAL RECEIVABLE DOLLARS BY REGION

Receivable balances accumulated for each region to show YoY data for June.

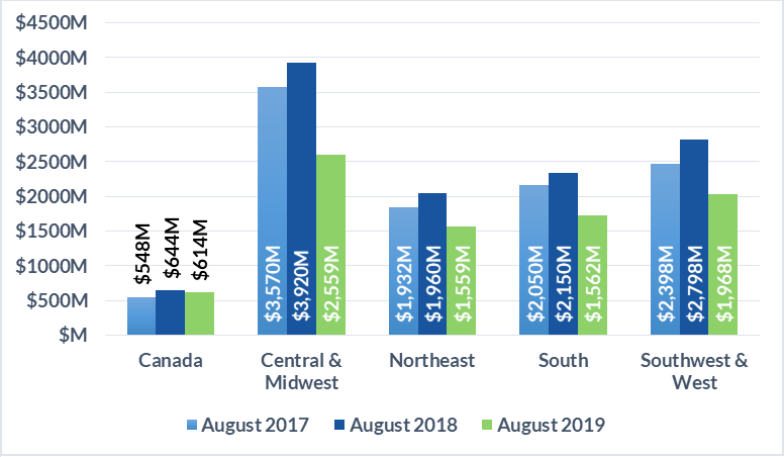

2 PROJECTED PAYMENT RISK

of Accts scored in each ABC-NET30SCORE (Speed Of Payment) Risk Category Comparing June 2017, 2018, and 2019.

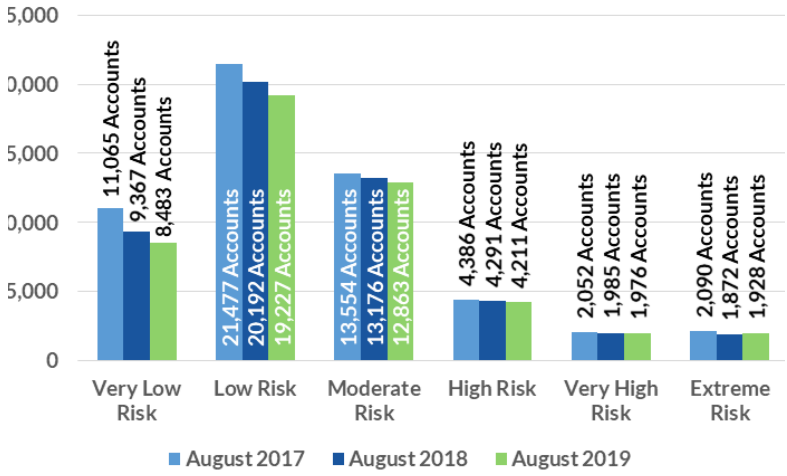

2 PROJECTED PAYMENT RISK

of Accts scored in each ABC-NET30SCORE (Speed Of Payment) Risk Category Comparing June 2017, 2018, and 2019.

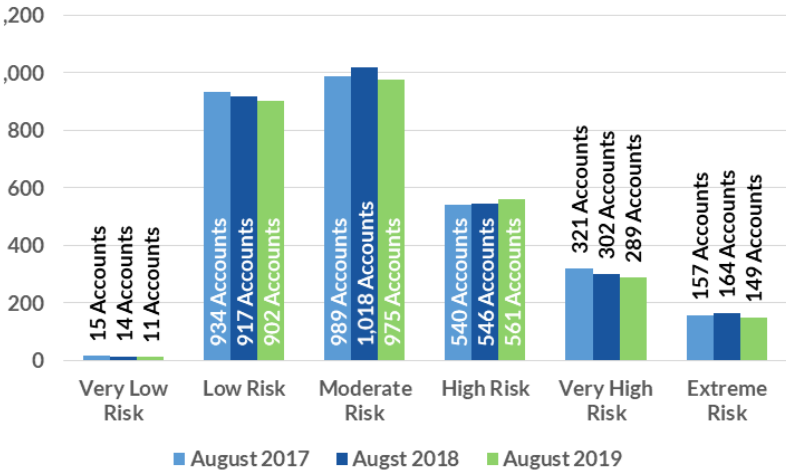

3 AVERAGE DAYS SLOW BY MONTH

Receivable balances accumulated by each aging bucket, weighed by its average age and divided by the total receivables.

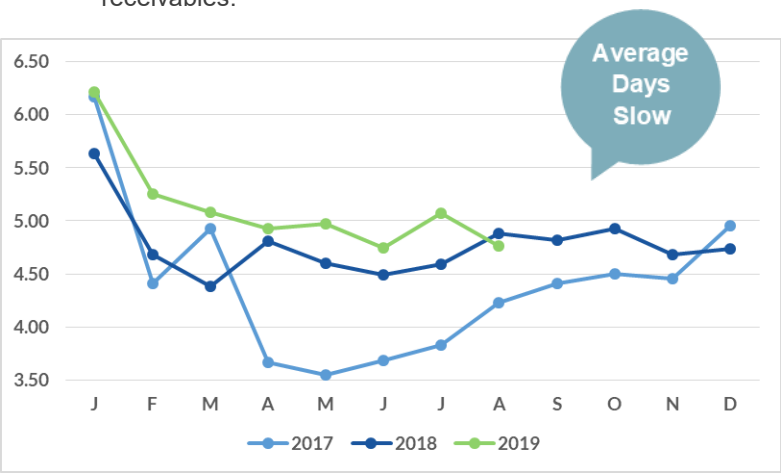

3 AVERAGE DAYS SLOW BY MONTH
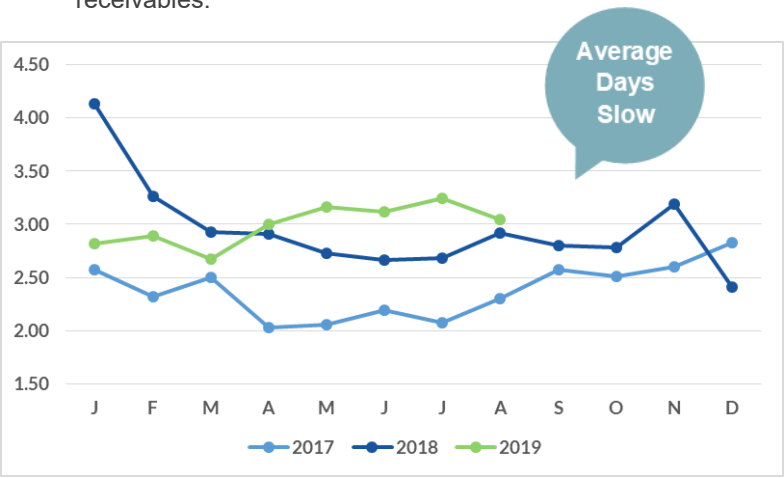
Receivable balances accumulated by each aging bucket, weighed by its average age and divided by the total receivables.