


NCCA BY THE NUMBERS— February 2018-2020

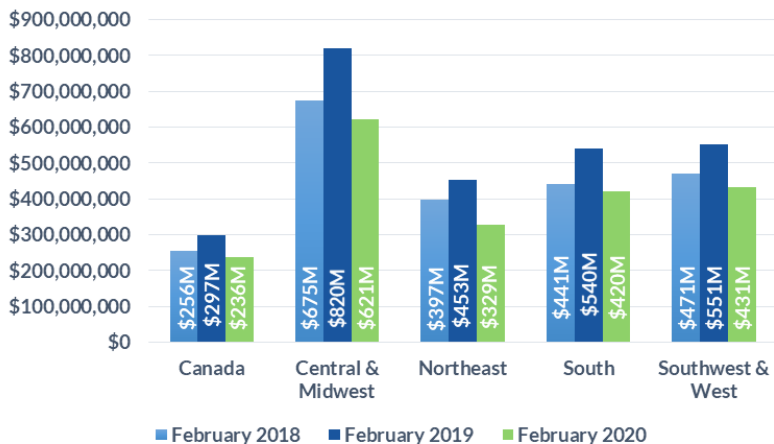


Domestic Customers who each have a balance under \$1.5 million (50,846 Customers)
Total Due Domestic February 2020 \$2,037M

Domestic Customers who each have a balance over \$1.5 million (3,205 Customers)
Total Due Domestic February 2020 \$7,048M

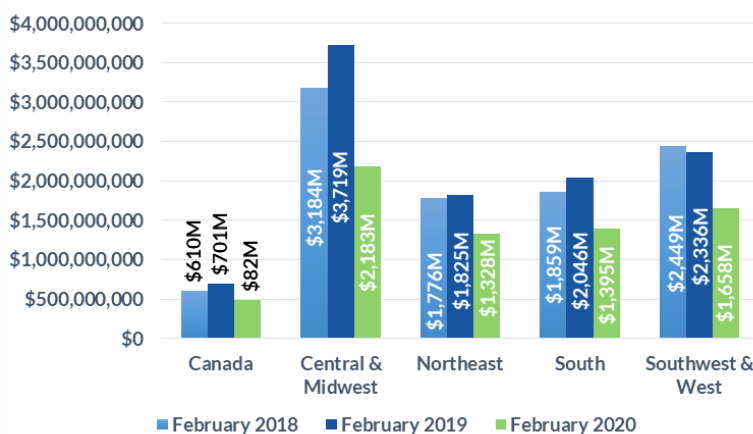
1 TOTAL RECEIVABLE DOLLARS BY REGION

Receivable balances accumulated for each region to show YoY data for December.



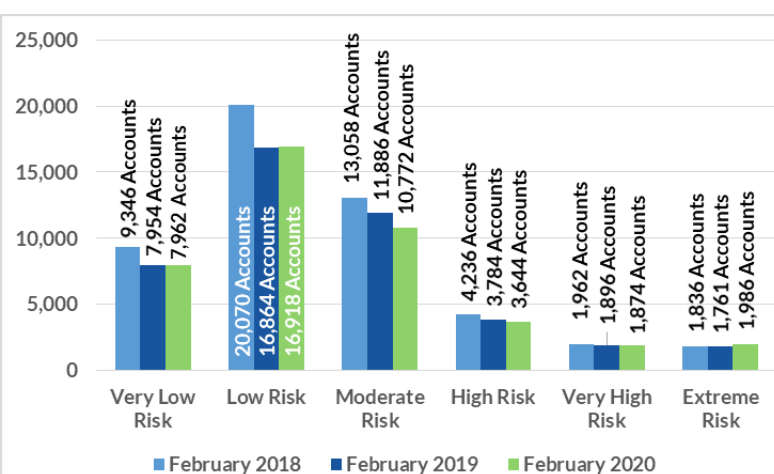
1 TOTAL RECEIVABLE DOLLARS BY REGION

Receivable balances accumulated for each region to show YoY data for February.



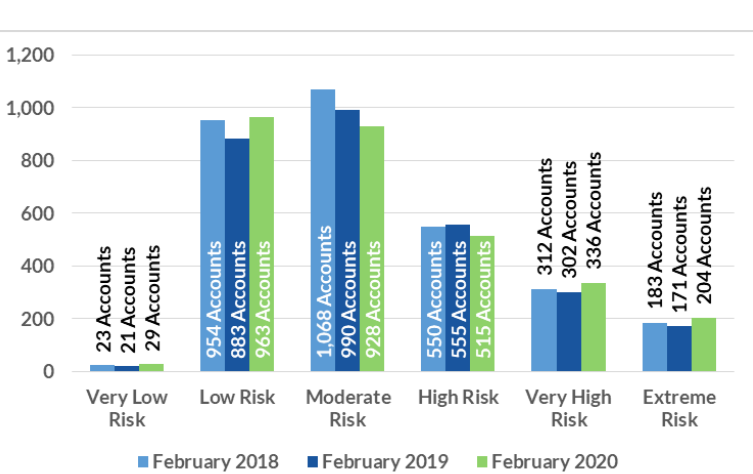
2 PROJECTED PAYMENT RISK

of Accts scored in each ABC-NET30SCORE (Speed Of Payment) Risk Category Comparing February 2018, 2019, and 2020.



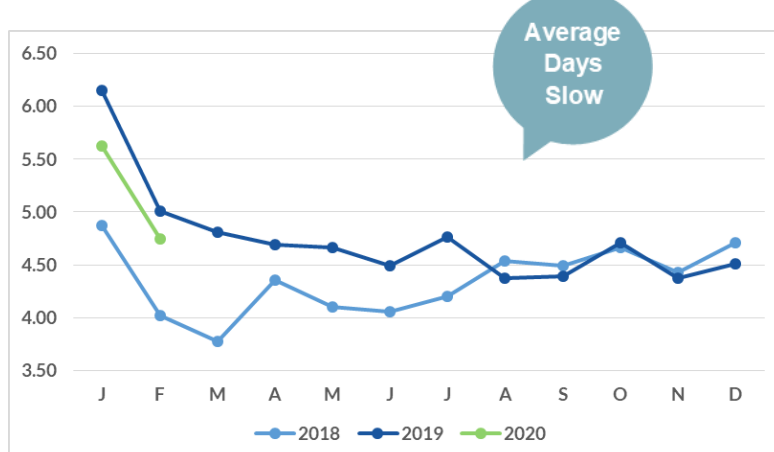
2 PROJECTED PAYMENT RISK

of Accts scored in each ABC-NET30SCORE (Speed Of Payment) Risk Category Comparing February 2018, 2019, and 2020.



3 AVERAGE DAYS SLOW BY MONTH

Receivable balances accumulated by each aging bucket, weighed by its average age and divided by the total receivables.



3 AVERAGE DAYS SLOW BY MONTH

Receivable balances accumulated by each aging bucket, weighed by its average age and divided by the total receivables.

