


NCCA BY THE NUMBERS— February 2017-2019

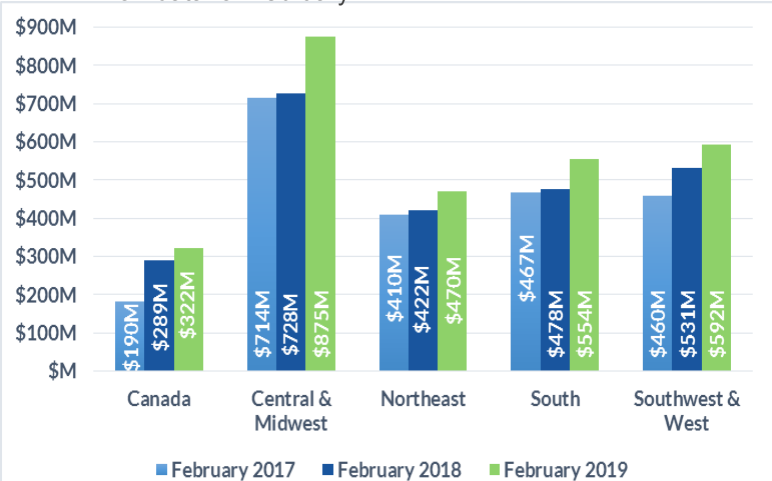


Domestic Customers who each have a balance under \$1.5 million (65,538 Customers)
Total Due Domestic February 2019 \$2,812M

Domestic Customers who each have a balance over \$1.5 million (3,334 Customers)
Total Due Domestic February 2019 \$10,394M

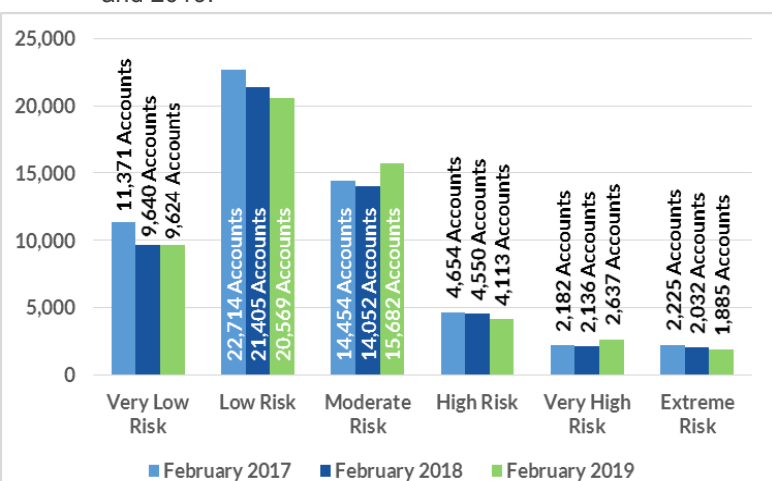
1 TOTAL RECEIVABLE DOLLARS BY REGION

Receivable balances accumulated for each region to show YoY data for February.



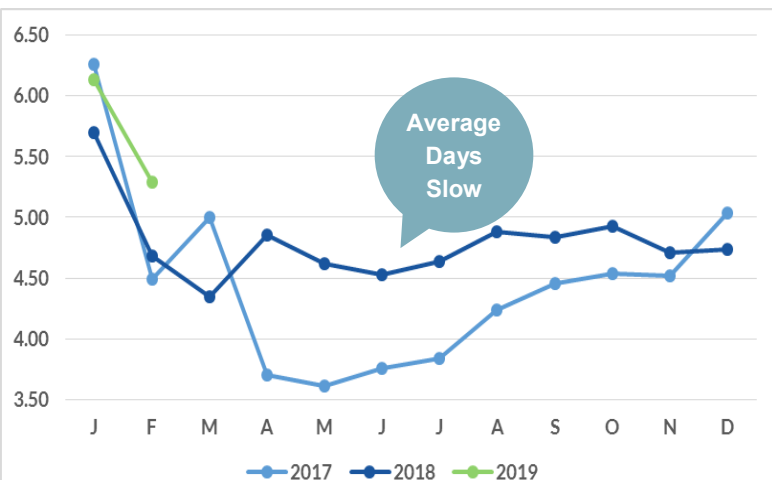
2 PROJECTED PAYMENT RISK

of Accts scored in each ABC-NET30SCORE (Speed Of Payment) Risk Category Comparing February 2017, 2018, and 2019.



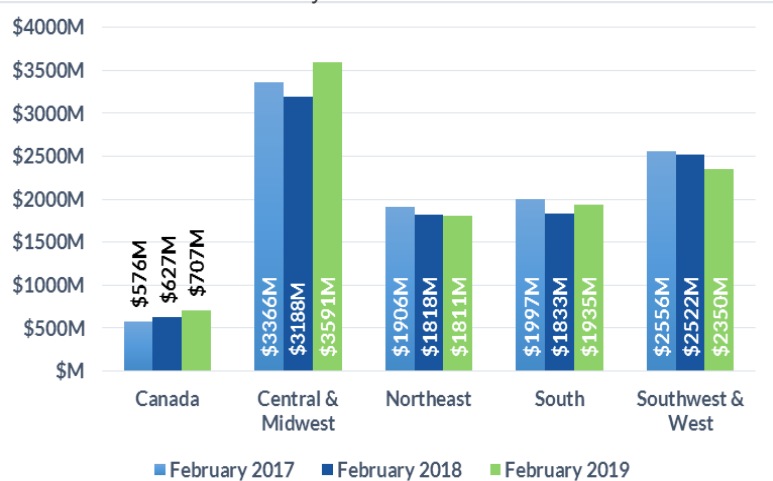
3 AVERAGE DAYS SLOW BY MONTH

Receivable balances accumulated by each aging bucket, weighed by its average age and divided by the total receivables.



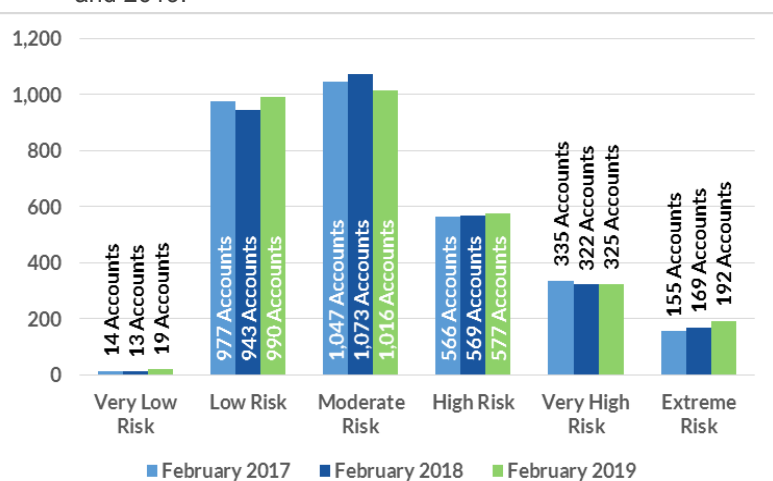
1 TOTAL RECEIVABLE DOLLARS BY REGION

Receivable balances accumulated for each region to show YoY data for February.



2 PROJECTED PAYMENT RISK

of Accts scored in each ABC-NET30SCORE (Speed Of Payment) Risk Category Comparing February 2017, 2018, and 2019.



3 AVERAGE DAYS SLOW BY MONTH

Receivable balances accumulated by each aging bucket, weighed by its average age and divided by the total receivables.

