


# NCCA BY THE NUMBERS— August 2018-2020

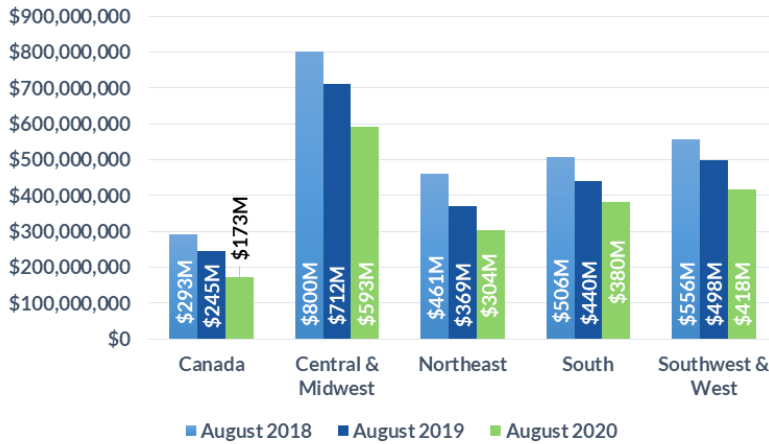


**Domestic Customers who each have a balance under \$1.5 million (32,279 Customers)  
Total Due Domestic August 2020 \$1,869M**

**Domestic Customers who each have a balance over \$1.5 million (2,709 Customers)  
Total Due Domestic August 2020 \$6,581M**

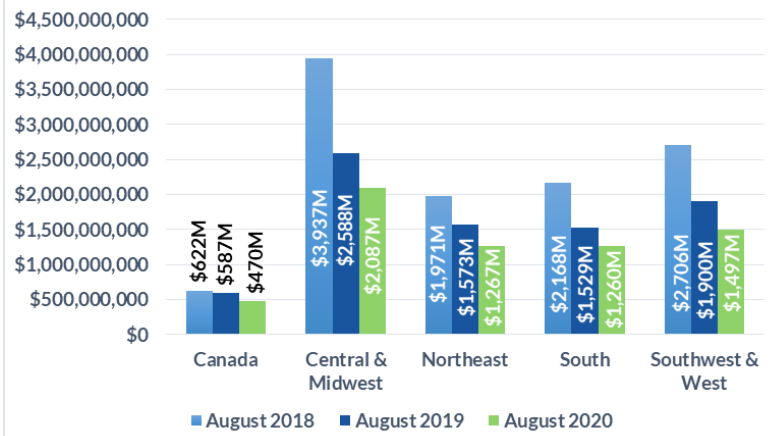
## 1 TOTAL RECEIVABLE DOLLARS BY REGION

Receivable balances accumulated for each region to show YoY data for August.



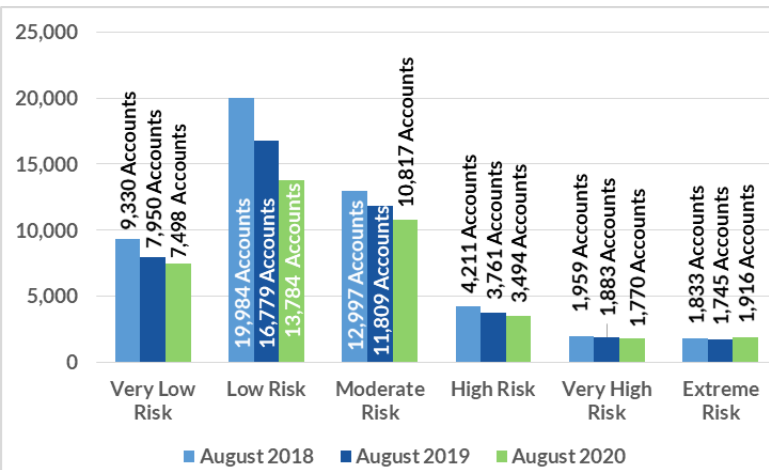
## 1 TOTAL RECEIVABLE DOLLARS BY REGION

Receivable balances accumulated for each region to show YoY data for August.



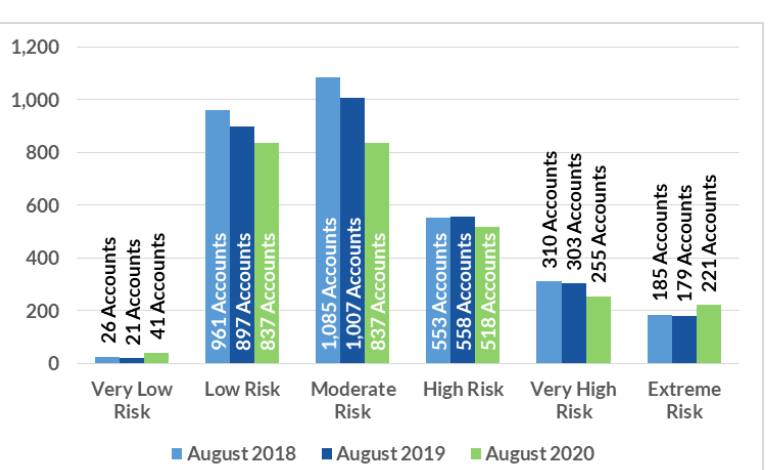
## 2 PROJECTED PAYMENT RISK

# of Accts scored in each ABC-NET30SCORE (Speed Of Payment) Risk Category Comparing August 2018, 2019, and 2020.



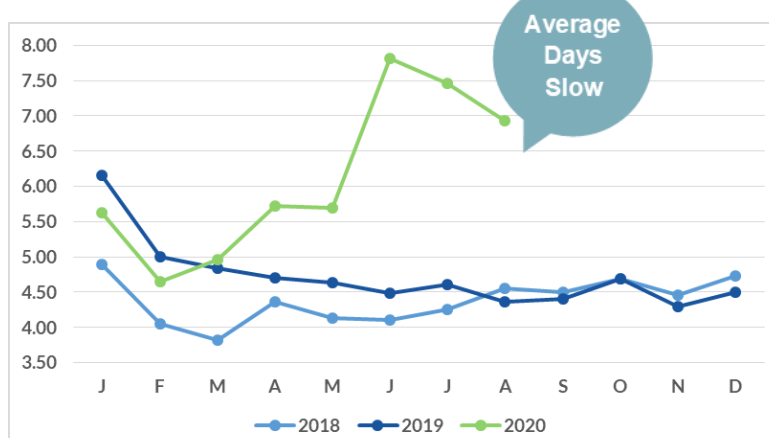
## 2 PROJECTED PAYMENT RISK

# of Accts scored in each ABC-NET30SCORE (Speed Of Payment) Risk Category Comparing August 2018, 2019, and 2020.



## 3 AVERAGE DAYS SLOW BY MONTH

Receivable balances accumulated by each aging bucket, weighed by its average age and divided by the total receivables.



## 3 AVERAGE DAYS SLOW BY MONTH

Receivable balances accumulated by each aging bucket, weighed by its average age and divided by the total receivables.

