


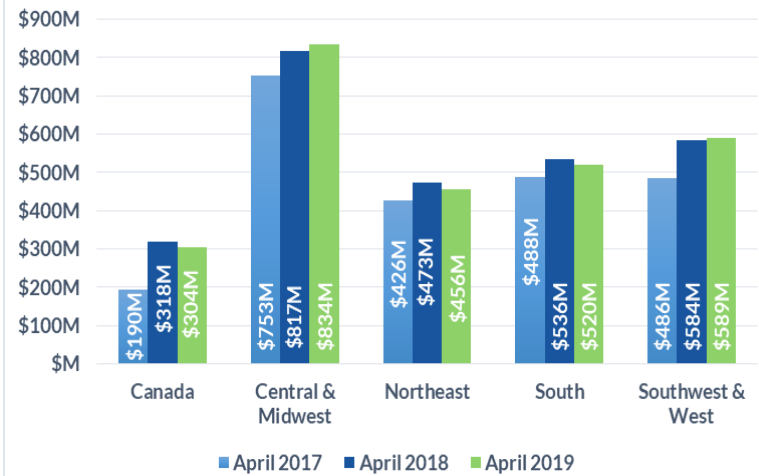
NCCA BY THE NUMBERS— April 2017-2019



Domestic Customers who each have a balance under \$1.5 million (60,533 Customers)
Total Due Domestic April 2019 \$2,728M

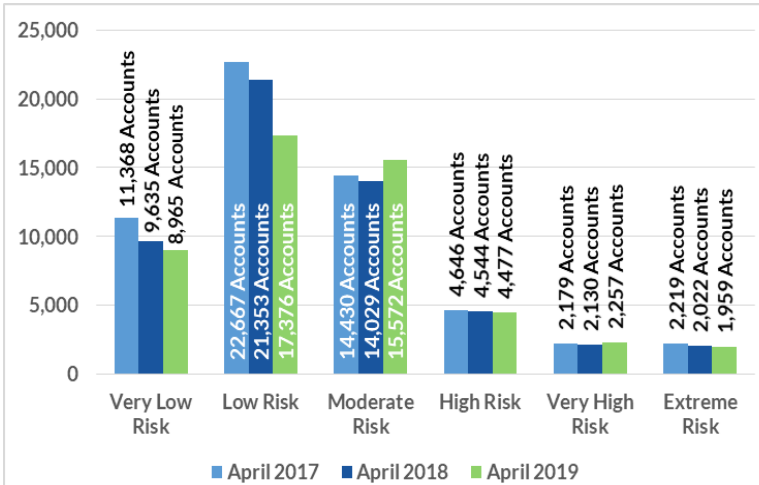
1 TOTAL RECEIVABLE DOLLARS BY REGION

Receivable balances accumulated for each region to show YoY data for April.



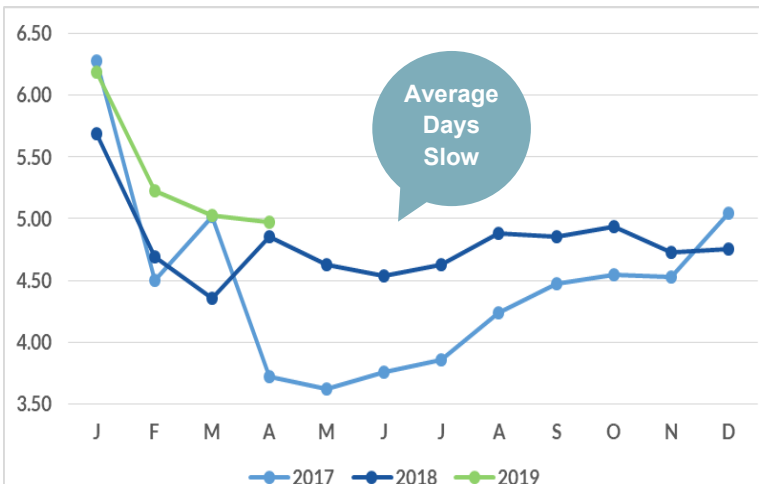
PROJECTED PAYMENT RISK

2 # of Accts scored in each ABC-NET30SCORE (Speed Of Payment) Risk Category Comparing April 2017, 2018, and 2019.



AVERAGE DAYS SLOW BY MONTH

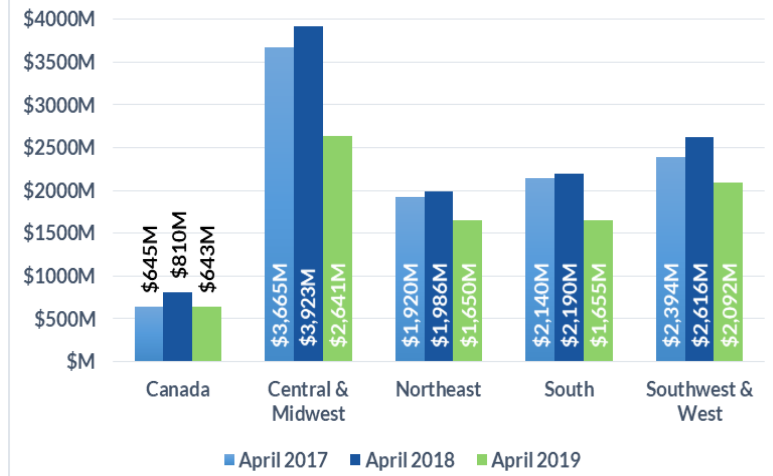
3 Receivable balances accumulated by each aging bucket, weighed by its average age and divided by the total receivables.



Domestic Customers who each have a balance over \$1.5 million (3,009 Customers)
Total Due Domestic April 2019 \$8,785M

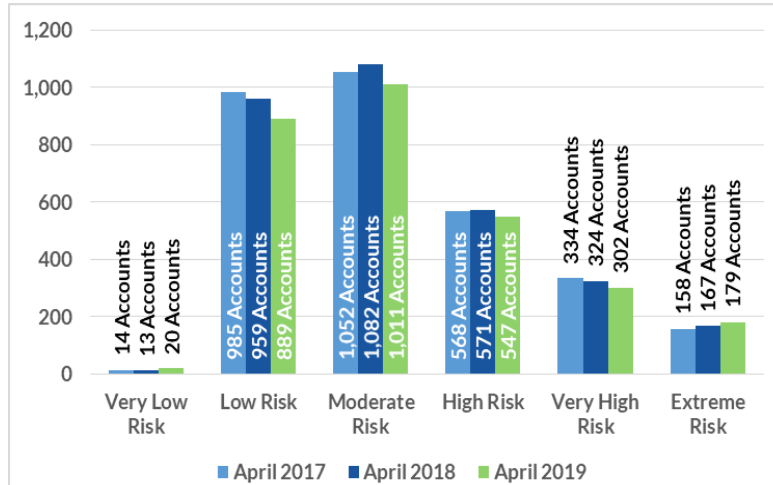
1 TOTAL RECEIVABLE DOLLARS BY REGION

Receivable balances accumulated for each region to show YoY data for April.



PROJECTED PAYMENT RISK

2 # of Accts scored in each ABC-NET30SCORE (Speed Of Payment) Risk Category Comparing April 2017, 2018, and 2019.



AVERAGE DAYS SLOW BY MONTH

3 Receivable balances accumulated by each aging bucket, weighed by its average age and divided by the total receivables.

