

NCCA BY THE NUMBERS | JUNE '18-'20

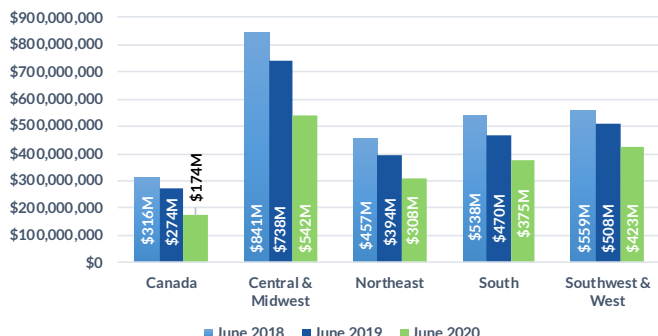


Domestic Customers who each have a balance under \$1.5 million (49,280 Customers)

Total Due Domestic June 2020: \$1,821M

1 TOTAL RECEIVABLE DOLLARS BY REGION

Receivable balances accumulated for each region to show YoY data for June.

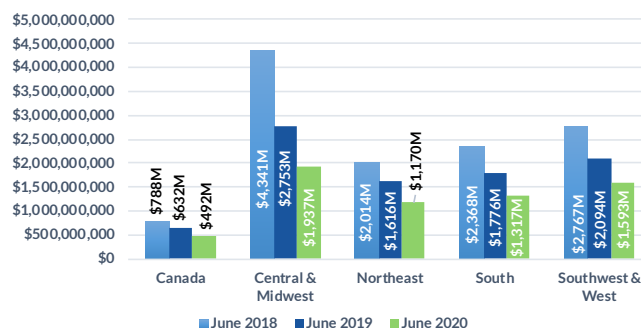


Domestic Customers who each have a balance over \$1.5 million (3,099 Customers)

Total Due Domestic June 2020: \$6,509M

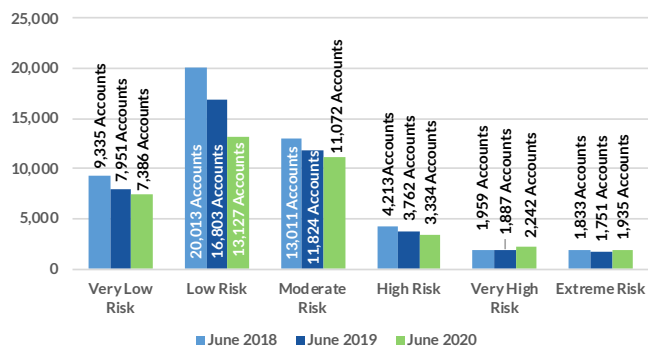
1 TOTAL RECEIVABLE DOLLARS BY REGION

Receivable balances accumulated for each region to show YoY data for June.



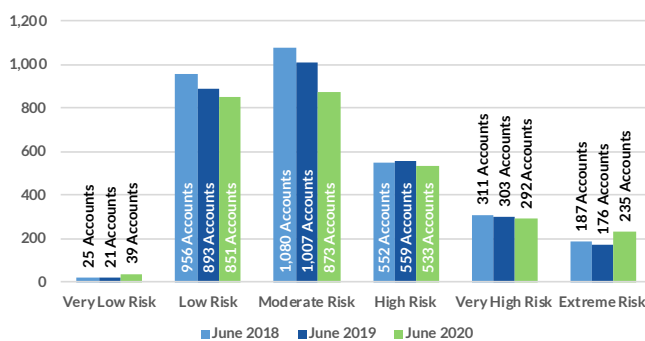
2 PROJECTED PAYMENT RISK

of Accts scored in each ABC-NET30SCORE (Speed Of Payment) Risk Category Comparing June 2018, 2019 and 2020.



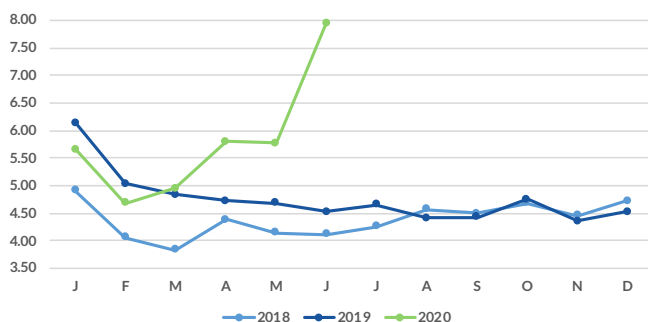
2 PROJECTED PAYMENT RISK

of Accts scored in each ABC-NET30SCORE (Speed Of Payment) Risk Category Comparing June 2018, 2019 and 2020.



3 AVERAGE DAYS SLOW BY MONTH

Receivable balances accumulated by each aging bucket, weighed by its average age and divided by the total receivables.



3 AVERAGE DAYS SLOW BY MONTH

Receivable balances accumulated by each aging bucket, weighed by its average age and divided by the total receivables.

