

NCCA BY THE NUMBERS | APRIL '18-'20

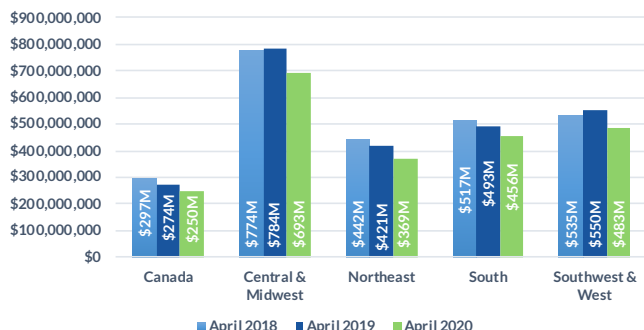


Domestic Customers who each have a balance under \$1.5 million (51,690 Customers)

Total Due Domestic April 2020: \$2,250M

1 TOTAL RECEIVABLE DOLLARS BY REGION

Receivable balances accumulated for each region to show YoY data for April.

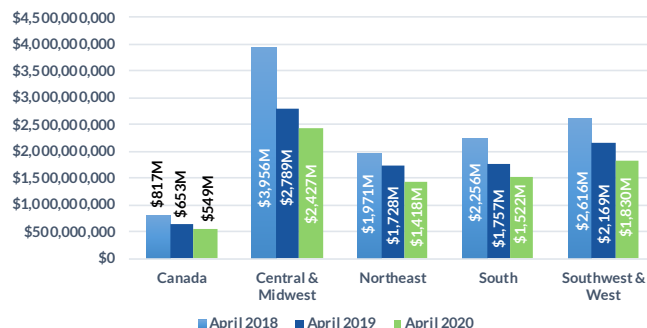


Domestic Customers who each have a balance over \$1.5 million (3,160 Customers)

Total Due Domestic April 2020: \$7,748M

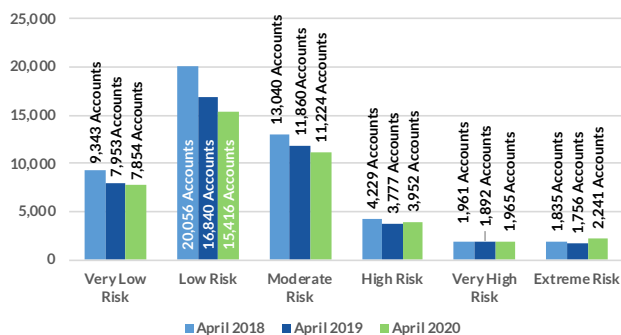
1 TOTAL RECEIVABLE DOLLARS BY REGION

Receivable balances accumulated for each region to show YoY data for April.



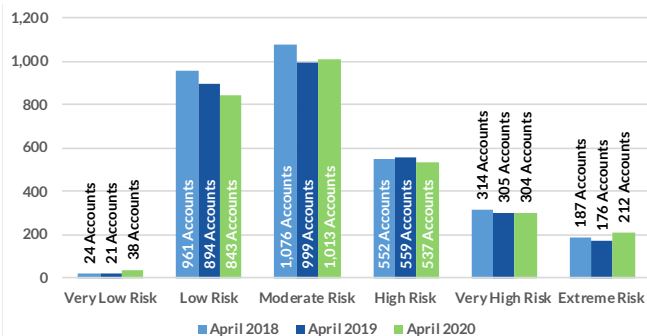
2 PROJECTED PAYMENT RISK

of Accts scored in each ABC-NET30SCORE (Speed Of Payment) Risk Category Comparing April 2018, 2019 and 2020.



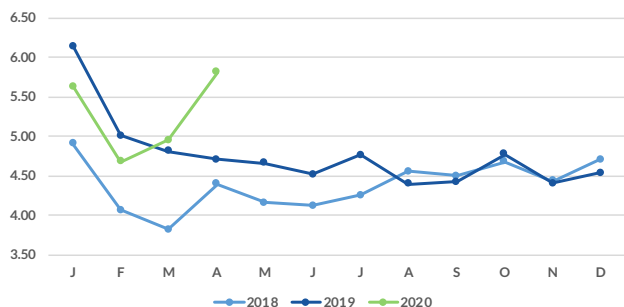
2 PROJECTED PAYMENT RISK

of Accts scored in each ABC-NET30SCORE (Speed Of Payment) Risk Category Comparing April 2018, 2019 and 2020.



3 AVERAGE DAYS SLOW BY MONTH

Receivable balances accumulated by each aging bucket, weighed by its average age and divided by the total receivables.



3 AVERAGE DAYS SLOW BY MONTH

Receivable balances accumulated by each aging bucket, weighed by its average age and divided by the total receivables.

